

Evolution et comparaison avec leur benchmark des valeurs liquidatives

OPCVM	Code	Date	Cours Jour		Cours Veille		Perf. En %	2022	
			Actif net	Date	Actif veille	Date		Cours au 30 déc. 2022	Perf. en %
BENCHMARKS									
OUdart OPPORT. FRANCE ISR -P	FR0010166140	31-mai-23	630.11	30-mai-23	636.48	-1.00	621.35	1.41	
OUdart OPPORT. FRANCE ISR -I	FR0010505453	31-mai-23	22 366.52	30-mai-23	22 591.95	-1.00	21 956.80	1.87	
			52 563 169.57		53 093 755.88				
CAC MID 60			23 090.86		23 329.98	-1.02	22 245.58	3.80	
OUdart EUROPE -P	FR0010418053	31-mai-23	361.12	30-mai-23	365.04	-1.07	321.45	12.34	
OUdart EUROPE -I	FR0010505446	31-mai-23	14 758.76	30-mai-23	14 918.70	-1.07	13 078.94	12.84	
			28 110 640.19		28 408 378.40				
DJ STOXX 50			9 972.93		10 092.50	-1.18	9 105.79	9.52	
STOXX EUROPE EX UK LARGE			1 288.79		1 305.06	-1.25	1 165.36	10.59	
OUdart MULTIGESTION	FR0010820365	31-mai-23	197.57	30-mai-23	198.36	-0.40	184.81	6.90	
			19 711 989.63		19 831 022.20				
MSCI WORLD - EN EURO			416.239		417.312	-0.26	383.129	8.64	
OUdart COURT TERME	FR0010330282	31-mai-23	101.48	30-mai-23	101.45	0.03	100.56	0.91	
			26 191 906.73		26 165 161.24				
OUdart OBLIG	FR0010105882	31-mai-23	132.61	30-mai-23	132.35	0.20	131.01	1.22	
			25 707 571.77		25 643 347.57				
FTSE Eurozone Government Bond 3-5Y Index			186.8386		186.1794	0.35	183.2795	1.94	

INDICES FRANCE

CAC 40		31-mai-23	16 043.00	30-mai-23	16 293.96	-1.54	14 365.11	11.68	
CAC ALL TRADABLE		31-mai-23	11 099.20	30-mai-23	11 266.31	-1.48	10 023.42	10.73	
SBF 120		31-mai-23	11 307.47	30-mai-23	11 478.92	-1.49	10 201.88	10.84	





INDICES EUROPE

FTSE 100 - £		31-mai-23	7 796.27	30-mai-23	7 875.78	-1.01	7 657.48	1.81	
<i>converti €</i>			9 073.77		9 107.37	-0.37	8 649.20	4.91	
DAX 30		31-mai-23	15 664.020	30-mai-23	15 908.910	-1.54	13 923.590	12.50	
MSCI EUROPE \$ en EURO		31-mai-23	289.890	30-mai-23	293.080	-1.09	267.150	8.51	
SMI		31-mai-23	26 754.940	30-mai-23	26 908.900	-0.57	24 844.330	7.69	
<i>converti €</i>			27 486.35		27 671.81	-0.67	25 106.44	9.48	

INDICES MONDE

NIKKEI 225 - ¥		31-mai-23	53 593.440	30-mai-23	54 357.370	-1.41	44 827.290	19.56	
<i>converti €</i>			359.808		362.189	-0.66	319.260	12.70	
DJ INDUSTRIALS 30 - \$		31-mai-23	67 458.37	30-mai-23	67 690.56	-0.34	67 488.14	-0.04	
<i>converti €</i>			63 110.09		63 055.95	0.09	63 043.57	0.11	
NASDAQ COMPOSITE - \$		31-mai-23	16 995.56	30-mai-23	16 995.56	0.00	12 994.57	30.79	
<i>converti €</i>			15 900.05		15 831.91	0.43	12 138.79	30.99	

DEVISES / EUR

 USD		31-mai-23	1.06890	30-mai-23	1.07350	-0.43	1.07050	0.15	
 JPY		31-mai-23	148.9500	30-mai-23	150.0800	-0.75	140.4100	-5.73	
 CHF		31-mai-23	0.9734	30-mai-23	0.9724	0.10	0.9896	1.66	
 GBP		31-mai-23	0.8592	30-mai-23	0.8648	-0.64	0.8853	3.04	