

## Evolution et comparaison avec leur benchmark des valeurs liquidatives

OPCVM	Code	Date	Cours Jour	Date	Cours Veille	Perf. En %	2022	
							Actif net	Actif veille
<b>BENCHMARKS</b>								
ODART OPPORT. FRANCE ISR -P	FR0010166140	14-avr-23	663.22	13-avr-23	660.96	0.34	621.35	6.74
ODART OPPORT. FRANCE ISR -I	FR0010505453	14-avr-23	23 509.14	13-avr-23	23 428.23	0.35	21 956.80	7.07
			<b>57 135 847.79</b>		<b>56 959 917.91</b>			
CAC MID 60			24 069.70		24 050.35	0.08	22 245.58	8.20
ODART EUROPE -P	FR0010418053	14-avr-23	364.86	13-avr-23	362.97	0.52	321.45	13.50
ODART EUROPE -I	FR0010505446	14-avr-23	14 890.96	13-avr-23	14 813.76	0.52	13 078.94	13.85
			<b>29 464 278.77</b>		<b>29 304 916.69</b>			
DJ STOXX 50			10 175.57		10 120.09	0.55	9 105.79	11.75
STOXX EUROPE EX UK LARGE			1 314.62		1 305.37	0.71	1 165.36	12.81
ODART MULTIGESTION	FR0010820365	14-avr-23	196.58	13-avr-23	195.05	0.78	184.81	6.37
			<b>20 153 392.77</b>		<b>19 997 078.04</b>			
MSCI WORLD - EN EURO			405.386		404.391	0.25	383.129	5.81
ODART COURT TERME	FR0010330282	14-avr-23	101.08	13-avr-23	101.10	-0.02	100.56	0.52
			<b>26 855 777.71</b>		<b>26 836 382.45</b>			
ODART OBLIG	FR0010105882	14-avr-23	131.73	13-avr-23	132.01	-0.21	131.01	0.55
			<b>26 444 624.53</b>		<b>26 514 202.19</b>			
FTSE Eurozone Government Bond 3-5Y Index			185.0234		185.5272	-0.27	183.2795	0.95

### INDICES FRANCE

CAC 40		14-avr-23	16 717.28	13-avr-23	16 631.05	0.52	14 365.11	16.37
CAC ALL TRADABLE		14-avr-23	11 550.64	13-avr-23	11 494.73	0.49	10 023.42	15.24
SBF 120		14-avr-23	11 768.80	13-avr-23	11 711.80	0.49	10 201.88	15.36





### INDICES EUROPE

FTSE 100 - £		14-avr-23	8 190.37	13-avr-23	8 160.69	0.36	7 657.48	6.96
<i>converti €</i>			9 249.33		9 251.12	-0.02	8 649.20	6.94
DAX 30		14-avr-23	15 807.500	13-avr-23	15 729.460	0.50	13 923.590	13.53
MSCI EUROPE \$ en EURO		14-avr-23	296.500	13-avr-23	294.780	0.58	267.150	10.99
SMI		14-avr-23	26 831.580	13-avr-23	26 594.100	0.89	24 844.330	8.00
<i>converti €</i>			27 302.83		27 062.55	0.89	25 106.44	8.75

### INDICES MONDE

NIKKEI 225 - ¥		14-avr-23	49 437.940	13-avr-23	48 852.330	1.20	44 827.290	10.29
<i>converti €</i>			336.221		333.554	0.80	319.260	5.31
DJ INDUSTRIALS 30 - \$		14-avr-23	69 281.19	13-avr-23	69 574.00	-0.42	67 488.14	2.66
<i>converti €</i>			63 028.74		62 985.70	0.07	63 043.57	-0.02
NASDAQ COMPOSITE - \$		14-avr-23	15 576.85	13-avr-23	15 576.85	0.00	12 994.57	19.87
<i>converti €</i>			14 171.08		14 101.80	0.49	12 138.79	16.74

### DEVISES / EUR

 USD		14-avr-23	1.09920	13-avr-23	1.10460	-0.49	1.07050	-2.61
 JPY		14-avr-23	147.0400	13-avr-23	146.4600	0.40	140.4100	-4.51
 CHF		14-avr-23	0.9827	13-avr-23	0.9827	0.01	0.9896	0.69
 GBP		14-avr-23	0.8855	13-avr-23	0.8821	0.38	0.8853	-0.02