





Evolution et comparaison avec leur benchmark des valeurs liquidatives

OPCVM	Code	Date	Cours Jour	Date	Cours Veille	Perf. En %	2022	
							Actif net	Actif veille
BENCHMARKS								
ODUART OPPORT. FRANCE ISR -P	FR0010166140	17-mars-23	642.68	16-mars-23	651.51	-1.36	621.35	3.43
ODUART OPPORT. FRANCE ISR -I	FR0010505453	17-mars-23	22 762.12	16-mars-23	23 074.10	-1.35	21 956.80	3.67
			57 287 191.55		58 083 675.10			
CAC MID 60			23 156.81		23 512.72	-1.51	22 245.58	4.10
ODUART EUROPE -P	FR0010418053	17-mars-23	343.63	16-mars-23	347.12	-1.01	321.45	6.90
ODUART EUROPE -I	FR0010505446	17-mars-23	14 012.96	16-mars-23	14 154.80	-1.00	13 078.94	7.14
			28 752 673.79		29 065 310.47			
DJ STOXX 50			9 387.64		9 469.32	-0.86	9 105.79	3.10
STOXX EUROPE EX UK LARGE			1 218.25		1 232.66	-1.17	1 165.36	4.54
ODUART MULTIGESTION	FR0010820365	17-mars-23	191.29	16-mars-23	189.93	0.72	184.81	3.51
			26 230 146.30		26 044 198.92			
MSCI WORLD - EN EURO			393.274		397.424	-1.04	383.129	2.65
ODUART COURT TERME	FR0010330282	17-mars-23	101.14	16-mars-23	101.12	0.02	100.56	0.58
			27 297 549.61		27 308 398.07			
ODUART OBLIG	FR0010105882	17-mars-23	133.10	16-mars-23	132.43	0.51	131.01	1.60
			27 654 200.69		27 537 882.09			
FTSE Eurozone Government Bond 3-5Y Index			186.9147		185.9957	0.49	183.2795	1.98
INDICES FRANCE								
CAC 40		17-mars-23	15 383.72	16-mars-23	15 606.57	-1.43	14 365.11	7.09
CAC ALL TRADABLE		17-mars-23	10 688.04	16-mars-23	10 839.77	-1.40	10 023.42	6.63
SBF 120		17-mars-23	10 884.86	16-mars-23	11 039.09	-1.40	10 201.88	6.69
INDICES EUROPE								
FTSE 100 - £		17-mars-23	7 608.35	16-mars-23	7 685.76	-1.01	7 657.48	-0.64
<i>converti €</i>			<i>8 686.42</i>		<i>8 770.39</i>	<i>-0.96</i>	<i>8 649.20</i>	<i>0.43</i>
DAX 30		17-mars-23	14 768.200	16-mars-23	14 967.100	-1.33	13 923.590	6.07
MSCI EUROPE \$ en EURO		17-mars-23	275.950	16-mars-23	279.240	-1.18	267.150	3.29
SMI		17-mars-23	24 888.010	16-mars-23	25 135.520	-0.98	24 844.330	0.18
<i>converti €</i>			<i>25 194.12</i>		<i>25 486.21</i>	<i>-1.15</i>	<i>25 106.44</i>	<i>0.35</i>
INDICES MONDE								
NIKKEI 225 - ¥		17-mars-23	46 987.500	16-mars-23	46 431.080	1.20	44 827.290	4.82
<i>converti €</i>			<i>334.026</i>		<i>327.187</i>	<i>2.09</i>	<i>319.260</i>	<i>4.63</i>
DJ INDUSTRIALS 30 - \$		17-mars-23	65 118.39	16-mars-23	65 904.36	-1.19	67 488.14	-3.51
<i>converti €</i>			<i>61 029.42</i>		<i>62 115.33</i>	<i>-1.75</i>	<i>63 043.57</i>	<i>-3.19</i>
NASDAQ COMPOSITE - \$		17-mars-23	14 903.16	16-mars-23	14 903.16	0.00	12 994.57	14.69
<i>converti €</i>			<i>13 967.35</i>		<i>14 046.33</i>	<i>-0.56</i>	<i>12 138.79</i>	<i>15.06</i>
DEVISES / EUR								
 USD		17-mars-23	1.06700	16-mars-23	1.06100	0.57	1.07050	0.33
 JPY		17-mars-23	140.6700	16-mars-23	141.9100	-0.87	140.4100	-0.18
 CHF		17-mars-23	0.9879	16-mars-23	0.9862	0.16	0.9896	0.17
 GBP		17-mars-23	0.8759	16-mars-23	0.8763	-0.05	0.8853	1.08