





## Evolution et comparaison avec leur benchmark des valeurs liquidatives

OPCVM	Code	Date	Cours Jour	Date	Cours Veille	Perf. En %	2022	
							Actif net	Actif veille
<b>BENCHMARKS</b>								
OU DART OPPORT. FRANCE ISR -P	FR0010166140	03-mars-23	682.59	02-mars-23	676.47	0.90	621.35	9.86
OU DART OPPORT. FRANCE ISR -I	FR0010505453	03-mars-23	24 165.91	02-mars-23	23 948.21	0.91	21 956.80	10.06
			<b>61 420 927.47</b>		<b>61 005 205.16</b>			
CAC MID 60			25 041.06		24 809.08	0.94	22 245.58	12.57
OU DART EUROPE -P	FR0010418053	03-mars-23	353.91	02-mars-23	349.82	1.17	321.45	10.10
OU DART EUROPE -I	FR0010505446	03-mars-23	14 426.43	02-mars-23	14 259.25	1.17	13 078.94	10.30
			<b>29 633 620.17</b>		<b>29 012 776.85</b>			
DJ STOXX 50			9 825.30		9 761.75	0.65	9 105.79	7.90
STOXX EUROPE EX UK LARGE			1 283.66		1 270.10	1.07	1 165.36	10.15
OU DART INVESTISSEMENT	FR0010233932	03-mars-23	239.50	02-mars-23	237.34	0.91	221.00	8.37
			<b>7 574 597.03</b>		<b>7 525 031.11</b>			
MSCI WORLD - EN EURO			409.779		403.576	1.54	383.129	6.96
OU DART MULTIGESTION	FR0010820365	03-mars-23	194.60	02-mars-23	192.87	0.90	184.81	5.30
			<b>27 069 737.81</b>		<b>26 831 475.69</b>			
OU DART COURT TERME	FR0010330282	03-mars-23	100.89	02-mars-23	100.90	-0.01	100.56	0.33
			<b>28 329 980.75</b>		<b>28 344 245.27</b>			
OU DART OBLIG	FR0010105882	03-mars-23	130.84	02-mars-23	130.78	0.05	131.01	-0.13
			<b>27 504 215.61</b>		<b>27 494 529.24</b>			
FTSE Eurozone Government Bond 3-5Y Index			182.0433		182.0314	0.01	183.2795	-0.67
<b>INDICES FRANCE</b>								
CAC 40		03-mars-23	16 322.71	02-mars-23	16 180.79	0.88	14 365.11	13.63
CAC ALL TRADABLE		03-mars-23	11 355.32	02-mars-23	11 254.76	0.89	10 023.42	13.29
SBF 120		03-mars-23	11 562.55	02-mars-23	11 459.58	0.90	10 201.88	13.34
<b>INDICES EUROPE</b>								
FTSE 100 - £		03-mars-23	8 222.76	02-mars-23	8 219.58	0.04	7 657.48	7.38
<i>converti €</i>			9 312.19		9 265.99	0.50	8 649.20	7.67
DAX 30		03-mars-23	15 578.390	02-mars-23	15 327.640	1.64	13 923.590	11.88
MSCI EUROPE \$ en EURO		03-mars-23	292.660	02-mars-23	290.010	0.91	267.150	9.55
SMI		03-mars-23	25 911.090	02-mars-23	25 854.320	0.22	24 844.330	4.29
<i>converti €</i>			26 028.48		25 889.53	0.54	25 106.44	3.67
<b>INDICES MONDE</b>								
NIKKEI 225 - ¥		03-mars-23	48 007.160	02-mars-23	47 270.400	1.56	44 827.290	7.09
<i>converti €</i>			331.816		326.138	1.74	319.260	3.93
DJ INDUSTRIALS 30 - \$		03-mars-23	68 180.70	02-mars-23	67 386.49	1.18	67 488.14	1.03
<i>converti €</i>			64 109.73		63 590.16	0.82	63 043.57	1.69
NASDAQ COMPOSITE - \$		03-mars-23	14 626.69	02-mars-23	14 626.69	0.00	12 994.57	12.56
<i>converti €</i>			13 753.35		13 802.67	-0.36	12 138.79	13.30
<b>DEVICES / EUR</b>								
 USD		03-mars-23	1.06350	02-mars-23	1.05970	0.36	1.07050	0.66
 JPY		03-mars-23	144.6800	02-mars-23	144.9400	-0.18	140.4100	-2.95
 CHF		03-mars-23	0.9955	02-mars-23	0.9986	-0.32	0.9896	-0.60
 GBP		03-mars-23	0.8830	02-mars-23	0.8871	-0.46	0.8853	0.26