

Evolution et comparaison avec leur benchmark des valeurs liquidatives

OPCVM	Code	Date	Cours Jour	Date	Cours Veille	Perf. En %	2022	
							Cours au 31 déc. 2021	Perf. en %
BENCHMARKS			Actif net		Actif veille			
ODUART OPPORT. FRANCE ISR -P	FR0010166140	31-oct-22	602.57	28-oct-22	602.96	-0.06	786.38	-23.37
ODUART OPPORT. FRANCE ISR -I	FR0010505453	31-oct-22	21 255.59	28-oct-22	21 267.32	-0.06	27 491.74	-22.68
			57 513 002.20		57 605 318.06			
CAC MID 60			21 098.22		20 919.16	0.86	24 905.55	-15.29
ODUART MIDCAP EUROPE -P	FR0010789214	31-oct-22	159.03	28-oct-22	159.64	-0.38	255.85	-37.84
ODUART MIDCAP EUROPE -I	FR0010792887	31-oct-22	17 673.08	28-oct-22	17 738.53	-0.37	28 178.23	-37.28
			16 700 512.72		16 843 921.12			
STOXX EUROPE EX UK MID			1 030.77		1 028.89	0.18	1 319.83	-21.90
ODUART EUROPE -P	FR0010418053	31-oct-22	317.30	28-oct-22	317.56	-0.08	396.27	-19.93
ODUART EUROPE -I	FR0010505446	31-oct-22	12 887.25	28-oct-22	12 896.41	-0.07	15 950.64	-19.21
			27 931 149.73		27 972 262.76			
DJ STOXX 50			8 817.92		8 771.57	0.53	9 272.58	-4.90
STOXX EUROPE EX UK LARGE			1 129.15		1 125.78	0.30	1 314.72	-14.11
ODUART INVESTISSEMENT	FR0010233932	31-oct-22	220.58	28-oct-22	219.47	0.51	276.92	-20.35
			7 211 398.05		7 174 947.11			
MSCI WORLD - EN EURO			403.974		403.370	0.15	439.249	-8.03
ODUART MULTIGESTION	FR0010820365	31-oct-22	184.63	28-oct-22	184.11	0.28	234.05	-21.12
			27 420 335.05		27 392 857.63			
ODUART COURT TERME	FR0010330282	31-oct-22	100.24	28-oct-22	100.24	0.00	103.37	-3.03
			35 470 310.87		35 503 744.32			
ODUART OBLIG	FR0010105882	31-oct-22	131.89	28-oct-22	131.89	0.00	140.13	-5.88
			33 303 295.71		33 326 574.54			
FTSE Eurozone Government Bond 3-5Y Index			186.1478		186.6316	-0.26	203.7306	-8.63

INDICES FRANCE

CAC 40		31-oct-22	13 885.33	28-oct-22	13 899.25	-0.10	15 507.85	-10.46
CAC ALL TRADABLE		31-oct-22	9 701.11	28-oct-22	9 702.69	-0.02	10 937.75	-11.31
SBF 120		31-oct-22	9 873.11	28-oct-22	9 874.92	-0.02	11 118.37	-11.20





INDICES EUROPE

FTSE 100 - £		31-oct-22	7 256.32	28-oct-22	7 208.39	0.66	7 313.56	-0.78
<i>converti €</i>			<i>8 417.52</i>		<i>8 400.21</i>	<i>0.21</i>	<i>8 692.86</i>	<i>-3.17</i>
DAX 30		31-oct-22	13 253.740	28-oct-22	13 243.330	0.08	15 884.860	-16.56
MSCI EUROPE \$ en EURO		31-oct-22	259.040	28-oct-22	258.110	0.36	295.700	-12.40
SMI		31-oct-22	25 072.500	28-oct-22	24 943.850	0.52	28 985.810	-13.50
<i>converti €</i>			<i>25 329.85</i>		<i>25 134.62</i>	<i>0.78</i>	<i>27 937.59</i>	<i>-9.33</i>

INDICES MONDE

NIKKEI 225 - ¥		31-oct-22	47 302.960	28-oct-22	46 474.820	1.78	48 375.880	-2.22
<i>converti €</i>			<i>321.855</i>		<i>316.155</i>	<i>1.80</i>	<i>369.564</i>	<i>-12.91</i>
DJ INDUSTRIALS 30 - \$		31-oct-22	66 443.51	28-oct-22	66 705.06	-0.39	72 914.63	-8.87
<i>converti €</i>			<i>67 236.91</i>		<i>66 939.35</i>	<i>0.44</i>	<i>64 128.96</i>	<i>4.85</i>
NASDAQ COMPOSITE - \$		31-oct-22	13 521.31	28-oct-22	13 688.04	-1.22	19 217.94	-29.64
<i>converti €</i>			<i>13 682.77</i>		<i>13 736.12</i>	<i>-0.39</i>	<i>16 902.32</i>	<i>-19.05</i>

DEVISES / EUR

 USD		31-oct-22	0.98820	28-oct-22	0.99650	-0.83	1.13700	15.06
 JPY		31-oct-22	146.9700	28-oct-22	147.0000	-0.02	130.9000	-10.93
 CHF		31-oct-22	0.9898	28-oct-22	0.9924	-0.26	1.0375	4.82
 GBP		31-oct-22	0.8621	28-oct-22	0.8581	0.46	0.8413	-2.40