





## Evolution et comparaison avec leur benchmark des valeurs liquidatives

OPCVM	Code	Date	Cours Jour	Date	Cours Veille	Perf. En %	2022	
							Cours au 31 déc. 2021	Perf. en %
BENCHMARKS			<b>Actif net</b>		<b>Actif veille</b>			
OUDART OPPORT. FRANCE ISR -P	FR0010166140	21-oct-22	585.50	20-oct-22	589.15	-0.62	786.38	-25.54
OUDART OPPORT. FRANCE ISR -I	FR0010505453	21-oct-22	20 647.47	20-oct-22	20 775.30	-0.62	27 491.74	-24.90
			<b>56 172 167.12</b>		<b>56 663 581.86</b>			
CAC MID 60			20 365.45		20 426.37	-0.30	24 905.55	-18.23
OUDART MIDCAP EUROPE -P	FR0010789214	21-oct-22	153.99	20-oct-22	156.00	-1.29	255.85	-39.81
OUDART MIDCAP EUROPE -I	FR0010792887	21-oct-22	17 107.63	20-oct-22	17 329.96	-1.28	28 178.23	-39.29
			<b>16 448 420.10</b>		<b>16 669 824.40</b>			
STOXX EUROPE EX UK MID			988.81		999.84	-1.10	1 319.83	-25.08
OUDART EUROPE -P	FR0010418053	21-oct-22	305.98	20-oct-22	309.15	-1.03	396.27	-22.78
OUDART EUROPE -I	FR0010505446	21-oct-22	12 423.65	20-oct-22	12 552.29	-1.02	15 950.64	-22.11
			<b>27 027 026.88</b>		<b>27 307 598.94</b>			
DJ STOXX 50			8 494.95		8 519.91	-0.29	9 272.58	-8.39
STOXX EUROPE EX UK LARGE			1 086.68		1 092.59	-0.54	1 314.72	-17.35
OUDART INVESTISSEMENT	FR0010233932	21-oct-22	214.90	20-oct-22	216.66	-0.81	276.92	-22.40
			<b>7 055 410.37</b>		<b>7 113 166.68</b>			
MSCI WORLD - EN EURO			393.845		386.681	1.85	439.249	-10.34
OUDART MULTIGESTION	FR0010820365	21-oct-22	180.23	20-oct-22	179.90	0.18	234.05	-23.00
			<b>26 984 644.48</b>		<b>26 944 168.01</b>			
OUDART COURT TERME	FR0010330282	21-oct-22	100.14	20-oct-22	100.12	0.02	103.37	-3.12
			<b>35 579 164.43</b>		<b>35 641 902.77</b>			
OUDART OBLIG	FR0010105882	21-oct-22	131.08	20-oct-22	131.04	0.03	140.13	-6.46
			<b>33 174 689.34</b>		<b>33 170 023.33</b>			
FTSE Eurozone Government Bond 3-5Y Index			184.4749		184.3925	0.04	203.7306	-9.45
<b>INDICES FRANCE</b>								
CAC 40		21-oct-22	13 372.65	20-oct-22	13 486.78	-0.85	15 507.85	-13.77
CAC ALL TRADABLE		21-oct-22	9 340.40	20-oct-22	9 415.65	-0.80	10 937.75	-14.60
SBF 120		21-oct-22	9 504.27	20-oct-22	9 581.51	-0.81	11 118.37	-14.52
<b>INDICES EUROPE</b>								
FTSE 100 - £		21-oct-22	7 128.53	20-oct-22	7 102.13	0.37	7 313.56	-2.53
<i>converti €</i>			<i>8 164.62</i>		<i>8 152.97</i>	<i>0.14</i>	<i>8 692.86</i>	<i>-6.08</i>
DAX 30		21-oct-22	12 730.900	20-oct-22	12 767.410	-0.29	15 884.860	-19.86
MSCI EUROPE \$ en EURO		21-oct-22	249.230	20-oct-22	250.680	-0.58	295.700	-15.72
SMI		21-oct-22	24 124.680	20-oct-22	24 251.670	-0.52	28 985.810	-16.77
<i>converti €</i>			<i>24 520.69</i>		<i>24 697.46</i>	<i>-0.72</i>	<i>27 937.59</i>	<i>-12.23</i>
<b>INDICES MONDE</b>								
NIKKEI 225 - ¥		21-oct-22	46 105.590	20-oct-22	46 305.130	-0.43	48 375.880	-4.69
<i>converti €</i>			<i>316.485</i>		<i>315.108</i>	<i>0.44</i>	<i>369.564</i>	<i>-14.36</i>
DJ INDUSTRIALS 30 - \$		21-oct-22	63 093.43	20-oct-22	61 562.15	2.49	72 914.63	-13.47
<i>converti €</i>			<i>63 976.30</i>		<i>62 908.39</i>	<i>1.70</i>	<i>64 128.96</i>	<i>-0.24</i>
NASDAQ COMPOSITE - \$		21-oct-22	13 406.23	20-oct-22	13 093.75	2.39	19 217.94	-30.24
<i>converti €</i>			<i>13 593.82</i>		<i>13 380.08</i>	<i>1.60</i>	<i>16 902.32</i>	<i>-19.57</i>
<b>DEVISES / EUR</b>								
 USD		21-oct-22	0.98620	20-oct-22	0.97860	0.78	1.13700	15.29
 JPY		21-oct-22	145.6800	20-oct-22	146.9500	-0.86	130.9000	-10.15
 CHF		21-oct-22	0.9839	20-oct-22	0.9820	0.19	1.0375	5.46
 GBP		21-oct-22	0.8731	20-oct-22	0.8711	0.23	0.8413	-3.64