

Evolution et comparaison avec leur benchmark des valeurs liquidatives

OPCVM	Code	Date	Cours Jour	Date	Cours Veille	Perf. En %	2022	
							Cours au 31 déc. 2021	Perf. en %
BENCHMARKS			Actif net		Actif veille			
OUDART OPPORT. FRANCE ISR -P	FR0010166140	14-oct-22	582.60	13-oct-22	577.01	0.97	786.38	-25.91
OUDART OPPORT. FRANCE ISR -I	FR0010505453	14-oct-22	20 540.69	13-oct-22	20 343.06	0.97	27 491.74	-25.28
			56 206 627.25		55 722 677.46			
CAC MID 60			19 760.11		19 657.69	0.52	24 905.55	-20.66
OUDART MIDCAP EUROPE -P	FR0010789214	14-oct-22	152.88	13-oct-22	151.05	1.21	255.85	-40.25
OUDART MIDCAP EUROPE -I	FR0010792887	14-oct-22	16 980.73	13-oct-22	16 776.58	1.22	28 178.23	-39.74
			16 525 194.45		16 349 642.54			
STOXX EUROPE EX UK MID			974.97		967.31	0.79	1 319.83	-26.13
OUDART EUROPE -P	FR0010418053	14-oct-22	302.57	13-oct-22	299.58	1.00	396.27	-23.65
OUDART EUROPE -I	FR0010505446	14-oct-22	12 282.65	13-oct-22	12 161.07	1.00	15 950.64	-23.00
			26 803 099.11		26 548 972.06			
DJ STOXX 50			8 378.04		8 348.99	0.35	9 272.58	-9.65
STOXX EUROPE EX UK LARGE			1 069.18		1 061.36	0.74	1 314.72	-18.68
OUDART INVESTISSEMENT	FR0010233932	14-oct-22	213.61	13-oct-22	210.92	1.28	276.92	-22.86
			7 012 936.11		6 924 621.43			
MSCI WORLD - EN EURO			381.766		388.862	-1.82	439.249	-13.09
OUDART MULTIGESTION	FR0010820365	14-oct-22	177.87	13-oct-22	176.98	0.50	234.05	-24.00
			26 654 446.98		26 629 020.62			
OUDART COURT TERME	FR0010330282	14-oct-22	100.13	13-oct-22	100.12	0.01	103.37	-3.13
			35 458 074.01		35 497 957.08			
OUDART OBLIG	FR0010105882	14-oct-22	131.09	13-oct-22	131.14	-0.04	140.13	-6.45
			33 221 431.15		33 286 163.22			
FTSE Eurozone Government Bond 3-5Y Index			184.9736		185.0703	-0.05	203.7306	-9.21

INDICES FRANCE

CAC 40		14-oct-22	13 143.41	13-oct-22	13 026.56	0.90	15 507.85	-15.25
CAC ALL TRADABLE		14-oct-22	9 175.07	13-oct-22	9 095.99	0.87	10 937.75	-16.12
SBF 120		14-oct-22	9 335.61	13-oct-22	9 254.96	0.87	11 118.37	-16.03





INDICES EUROPE

FTSE 100 - £		14-oct-22	7 013.39	13-oct-22	7 004.68	0.12	7 313.56	-4.10
<i>converti €</i>			<i>8 059.42</i>		<i>8 114.88</i>	<i>-0.68</i>	<i>8 692.86</i>	<i>-7.29</i>
DAX 30		14-oct-22	12 437.810	13-oct-22	12 355.580	0.67	15 884.860	-21.70
MSCI EUROPE \$ en EURO		14-oct-22	246.030	13-oct-22	244.750	0.52	295.700	-16.80
SMI		14-oct-22	23 918.000	13-oct-22	23 683.090	0.99	28 985.810	-17.48
<i>converti €</i>			<i>24 469.04</i>		<i>24 199.75</i>	<i>1.11</i>	<i>27 937.59</i>	<i>-12.42</i>

INDICES MONDE

NIKKEI 225 - ¥		14-oct-22	46 448.820	13-oct-22	44 985.710	3.25	48 375.880	-3.98
<i>converti €</i>			<i>321.178</i>		<i>312.531</i>	<i>2.77</i>	<i>369.564</i>	<i>-13.09</i>
DJ INDUSTRIALS 30 - \$		14-oct-22	60 135.68	13-oct-22	60 955.24	-1.34	72 914.63	-17.53
<i>converti €</i>			<i>61 855.26</i>		<i>62 351.92</i>	<i>-0.80</i>	<i>64 128.96</i>	<i>-3.55</i>
NASDAQ COMPOSITE - \$		14-oct-22	12 673.38	13-oct-22	13 078.19	-3.10	19 217.94	-34.05
<i>converti €</i>			<i>13 035.77</i>		<i>13 377.85</i>	<i>-2.56</i>	<i>16 902.32</i>	<i>-22.88</i>

DEVISES / EUR

 USD		14-oct-22	0.97220	13-oct-22	0.97760	-0.55	1.13700	16.95
 JPY		14-oct-22	144.6200	13-oct-22	143.9400	0.47	130.9000	-9.49
 CHF		14-oct-22	0.9775	13-oct-22	0.9787	-0.12	1.0375	6.14
 GBP		14-oct-22	0.8702	13-oct-22	0.8632	0.81	0.8413	-3.32