




## Evolution et comparaison avec leur benchmark des valeurs liquidatives

OPCVM	Code	Date	Cours Jour	Date	Cours Veille	Perf. En %	2022	
							Cours au 31 déc. 2021	Perf. en %
BENCHMARKS			<b>Actif net</b>		<b>Actif veille</b>			
OUDART OPPORT. FRANCE ISR -P	FR0010166140	07-oct-22	582.86	06-oct-22	595.82	-2.18	786.38	-25.88
OUDART OPPORT. FRANCE ISR -I	FR0010505453	07-oct-22	20 545.82	06-oct-22	21 002.03	-2.17	27 491.74	-25.27
			<b>56 382 260.98</b>		<b>57 658 975.55</b>			
CAC MID 60			19 721.31		19 985.87	-1.32	24 905.55	-20.82
OUDART MIDCAP EUROPE -P	FR0010789214	07-oct-22	153.57	06-oct-22	157.84	-2.71	255.85	-39.98
OUDART MIDCAP EUROPE -I	FR0010792887	07-oct-22	17 053.74	06-oct-22	17 527.90	-2.71	28 178.23	-39.48
			<b>16 867 571.74</b>		<b>17 337 036.96</b>			
STOXX EUROPE EX UK MID			972.83		988.82	-1.62	1 319.83	-26.29
OUDART EUROPE -P	FR0010418053	07-oct-22	303.24	06-oct-22	309.95	-2.16	396.27	-23.48
OUDART EUROPE -I	FR0010505446	07-oct-22	12 307.47	06-oct-22	12 579.26	-2.16	15 950.64	-22.84
			<b>26 876 604.25</b>		<b>27 528 194.29</b>			
DJ STOXX 50			8 405.91		8 462.72	-0.67	9 272.58	-9.35
STOXX EUROPE EX UK LARGE			1 069.14		1 084.94	-1.46	1 314.72	-18.68
OUDART INVESTISSEMENT	FR0010233932	07-oct-22	217.07	06-oct-22	219.46	-1.09	276.92	-21.61
			<b>7 159 129.02</b>		<b>7 238 153.08</b>			
MSCI WORLD - EN EURO			387.046		394.494	-1.89	439.249	-11.88
OUDART MULTIGESTION	FR0010820365	07-oct-22	182.39	06-oct-22	183.34	-0.52	234.05	-22.07
			<b>27 555 208.25</b>		<b>27 716 304.13</b>			
OUDART COURT TERME	FR0010330282	07-oct-22	100.24	06-oct-22	100.29	-0.05	103.37	-3.03
			<b>35 844 505.29</b>		<b>35 867 755.46</b>			
OUDART OBLIG	FR0010105882	07-oct-22	131.46	06-oct-22	131.77	-0.24	140.13	-6.19
			<b>33 567 235.59</b>		<b>33 644 781.88</b>			
FTSE MTS EUROZONE 3-5 ANS			185.3451		186.2534	-0.49	203.7306	-9.02
<b>INDICES FRANCE</b>								
CAC 40		07-oct-22	12 999.41	06-oct-22	13 153.36	-1.17	15 507.85	-16.18
CAC ALL TRADABLE		07-oct-22	9 084.44	06-oct-22	9 195.32	-1.21	10 937.75	-16.94
SBF 120		07-oct-22	9 243.63	06-oct-22	9 356.33	-1.20	11 118.37	-16.86
<b>INDICES EUROPE</b>								
FTSE 100 - £		07-oct-22	7 146.10	06-oct-22	7 152.41	-0.09	7 313.56	-2.29
<i>converti €</i>			8 133.97		8 154.15	-0.25	8 692.86	-6.43
DAX 30		07-oct-22	12 273.000	06-oct-22	12 470.780	-1.59	15 884.860	-22.74
MSCI EUROPE \$ en EURO		07-oct-22	246.450	06-oct-22	249.220	-1.11	295.700	-16.66
SMI		07-oct-22	23 869.900	06-oct-22	24 061.060	-0.79	28 985.810	-17.65
<i>converti €</i>			24 643.20		24 805.47	-0.65	27 937.59	-11.79
<b>INDICES MONDE</b>								
NIKKEI 225 - ¥		07-oct-22	46 492.280	06-oct-22	46 826.950	-0.71	48 375.880	-3.89
<i>converti €</i>			328.358		329.535	-0.36	369.564	-11.15
DJ INDUSTRIALS 30 - \$		07-oct-22	59 444.97	06-oct-22	60 723.57	-2.11	72 914.63	-18.47
<i>converti €</i>			61 006.74		62 019.78	-1.63	64 128.96	-4.87
NASDAQ COMPOSITE - \$		07-oct-22	13 085.17	06-oct-22	13 613.69	-3.88	19 217.94	-31.91
<i>converti €</i>			13 428.95		13 904.29	-3.42	16 902.32	-20.55
<b>DEVISES / EUR</b>								
 USD		07-oct-22	0.97440	06-oct-22	0.97910	-0.48	1.13700	16.69
 JPY		07-oct-22	141.5900	06-oct-22	142.1000	-0.36	130.9000	-7.55
 CHF		07-oct-22	0.9686	06-oct-22	0.9700	-0.14	1.0375	7.11
 GBP		07-oct-22	0.8786	06-oct-22	0.8772	0.16	0.8413	-4.24