

## Evolution et comparaison avec leur benchmark des valeurs liquidatives

OPCVM	Code	Date	Cours Jour	Date	Cours Veille	Perf. En %	2022	
							Actif net	Actif veille
<b>BENCHMARKS</b>								
<b>OUDART ACTIONS FRANCAISES -P</b>	FR0010475772	23-sept-22	359.78	22-sept-22	366.57	-1.85	457.83	-21.42
			<b>22 738 003.04</b>		<b>23 166 845.88</b>			
CAC 40			12 814.35		13 113.67	-2.28	15 507.85	-17.37
CAC ALL TRADABLE			8 959.58		9 172.45	-2.32	10 937.75	-18.09
SBF 120			9 115.74		9 331.63	-2.31	11 118.37	-18.01
<b>OUDART OPPORT. FRANCE ISR -P</b>	FR0010166140	23-sept-22	571.82	22-sept-22	583.05	-1.93	786.38	-27.28
<b>OUDART OPPORT. FRANCE ISR -I</b>	FR0010505453	23-sept-22	20 148.23	22-sept-22	20 543.25	-1.92	27 491.74	-26.71
			<b>55 601 520.78</b>		<b>56 693 107.33</b>			
CAC MID 60			19 593.84		20 144.02	-2.73	24 905.55	-21.33
<b>OUDART MIDCAP EUROPE -P</b>	FR0010789214	23-sept-22	150.05	22-sept-22	152.28	-1.46	255.85	-41.35
<b>OUDART MIDCAP EUROPE -I</b>	FR0010792887	23-sept-22	16 656.30	22-sept-22	16 903.26	-1.46	28 178.23	-40.89
			<b>16 517 246.68</b>		<b>16 762 619.75</b>			
STOXX EUROPE EX UK MID			982.77		1 008.54	-2.56	1 319.83	-25.54
<b>OUDART EUROPE -P</b>	FR0010418053	23-sept-22	299.09	22-sept-22	302.31	-1.07	396.27	-24.52
<b>OUDART EUROPE -I</b>	FR0010505446	23-sept-22	12 133.94	22-sept-22	12 264.21	-1.06	15 950.64	-23.93
			<b>26 640 054.54</b>		<b>26 919 196.35</b>			
DJ STOXX 50			8 299.30		8 472.88	-2.05	9 272.58	-10.50
STOXX EUROPE EX UK LARGE			1 063.10		1 080.88	-1.64	1 314.72	-19.14
<b>OUDART INVESTISSEMENT</b>	FR0010233932	23-sept-22	212.56	22-sept-22	216.17	-1.67	276.92	-23.24
			<b>7 012 154.12</b>		<b>7 135 556.83</b>			
MSCI WORLD - EN EURO			393.169		396.865	-0.93	439.249	-10.49
<b>OUDART MULTIGESTION</b>	FR0010820365	23-sept-22	181.54	22-sept-22	184.91	-1.82	234.05	-22.44
			<b>27 532 427.22</b>		<b>28 043 421.63</b>			
<b>OUDART COURT TERME</b>	FR0010330282	23-sept-22	100.23	22-sept-22	100.30	-0.07	103.37	-3.04
			<b>36 174 185.56</b>		<b>36 202 395.94</b>			
<b>OUDART OBLIG</b>	FR0010105882	23-sept-22	131.40	22-sept-22	131.74	-0.26	140.13	-6.23
			<b>33 801 024.78</b>		<b>33 890 424.10</b>			
FTSE MTS EUROZONE 3-5 ANS			185.6187		186.1683	-0.30	203.7306	-8.89





### INDICES EUROPE

FTSE 100 - £	23-sept-22	7 166.37	22-sept-22	7 310.27	-1.97	7 313.56	-2.01
<i>converti €</i>		8 025.59		8 364.15	-4.05	8 692.86	-7.68
DAX 30	23-sept-22	12 284.190	22-sept-22	12 531.630	-1.97	15 884.860	-22.67
MSCI EUROPE \$ en EURO	23-sept-22	245.190	22-sept-22	250.990	-2.31	295.700	-17.08
SMI	23-sept-22	23 470.640	22-sept-22	23 840.750	-1.55	28 985.810	-19.03
<i>converti €</i>		24 644.97		24 806.98	-0.65	27 937.59	-11.79

### INDICES MONDE

NIKKEI 225 - ¥	23-sept-22	46 167.300	22-sept-22	46 167.300	0.00	48 375.880	-4.57
<i>converti €</i>		332.306		329.578	0.83	369.564	-10.08
DJ INDUSTRIALS 30 - \$	23-sept-22	60 022.08	22-sept-22	61 008.44	-1.62	72 914.63	-17.68
<i>converti €</i>		61 961.47		62 025.66	-0.10	64 128.96	-3.38
NASDAQ COMPOSITE - \$	23-sept-22	13 402.25	22-sept-22	13 627.85	-1.66	19 217.94	-30.26
<i>converti €</i>		13 835.29		13 855.07	-0.14	16 902.32	-18.15

### DEVISES / EUR

 USD	23-sept-22	0.96870	22-sept-22	0.98360	-1.51	1.13700	17.37
 JPY	23-sept-22	138.9300	22-sept-22	140.0800	-0.82	130.9000	-5.78
 CHF	23-sept-22	0.9524	22-sept-22	0.9611	-0.91	1.0375	8.94
 GBP	23-sept-22	0.8929	22-sept-22	0.8740	2.17	0.8413	-5.78