

Evolution et comparaison avec leur benchmark des valeurs liquidatives

OPCVM	Code	Date	Cours Jour	Date	Cours Veille	Perf. En %	2022	
							Actif net	Actif veille
BENCHMARKS								
OUDART ACTIONS FRANCAISES -P	FR0010475772	02-sept-22	388.17	01-sept-22	380.29	2.07	457.83	-15.22
			24 892 305.04		24 392 359.74			
CAC 40			13 652.25		13 357.40	2.21	15 507.85	-11.97
CAC ALL TRADABLE			9 597.99		9 393.91	2.17	10 937.75	-12.25
SBF 120			9 761.71		9 553.16	2.18	11 118.37	-12.20
OUDART OPPORT. FRANCE ISR -P	FR0010166140	02-sept-22	634.32	01-sept-22	624.39	1.59	786.38	-19.34
OUDART OPPORT. FRANCE ISR -I	FR0010505453	02-sept-22	22 336.44	01-sept-22	21 986.13	1.59	27 491.74	-18.75
			62 167 846.04		61 266 246.10			
CAC MID 60			21 611.03		21 218.53	1.85	24 905.55	-13.23
OUDART MIDCAP EUROPE -P	FR0010789214	02-sept-22	172.13	01-sept-22	167.59	2.71	255.85	-32.72
OUDART MIDCAP EUROPE -I	FR0010792887	02-sept-22	19 095.14	01-sept-22	18 590.70	2.71	28 178.23	-32.23
			19 356 368.94		18 845 561.11			
STOXX EUROPE EX UK MID			1 064.27		1 040.00	2.33	1 319.83	-19.36
OUDART EUROPE -P	FR0010418053	02-sept-22	322.34	01-sept-22	315.55	2.15	396.27	-18.66
OUDART EUROPE -I	FR0010505446	02-sept-22	13 069.09	01-sept-22	12 793.59	2.15	15 950.64	-18.07
			28 862 838.36		28 258 297.09			
DJ STOXX 50			8 723.88		8 574.88	1.74	9 272.58	-5.92
STOXX EUROPE EX UK LARGE			1 125.69		1 100.97	2.25	1 314.72	-14.38
OUDART INVESTISSEMENT	FR0010233932	02-sept-22	225.84	01-sept-22	225.30	0.24	276.92	-18.45
			7 844 193.18		7 825 334.41			
MSCI WORLD - EN EURO			406.278		410.792	-1.10	439.249	-7.51
OUDART MULTIGESTION	FR0010820365	02-sept-22	190.57	01-sept-22	192.15	-0.82	234.05	-18.58
			29 587 462.30		29 880 974.80			
OUDART COURT TERME	FR0010330282	02-sept-22	100.99	01-sept-22	100.92	0.07	103.37	-2.30
			37 000 533.35		36 986 519.84			
OUDART OBLIG	FR0010105882	02-sept-22	133.80	01-sept-22	133.58	0.16	140.13	-4.52
			35 087 177.52		35 027 538.70			
FTSE MTS EUROZONE 3-5 ANS			190.4747		189.6531	0.43	203.7306	-6.51





INDICES EUROPE

FTSE 100 - £	02-sept-22	7 432.71	01-sept-22	7 297.26	1.86	7 313.56	1.63
<i>converti €</i>		8 593.72		8 469.82	1.46	8 692.86	-1.14
DAX 30	02-sept-22	13 050.270	01-sept-22	12 630.230	3.33	15 884.860	-17.84
MSCI EUROPE \$ en EURO	02-sept-22	260.880	01-sept-22	255.740	2.01	295.700	-11.78
SMI	02-sept-22	25 186.900	01-sept-22	24 659.020	2.14	28 985.810	-13.11
<i>converti €</i>		25 789.60		25 256.33	2.11	27 937.59	-7.69

INDICES MONDE

NIKKEI 225 - ¥	02-sept-22	47 011.440	01-sept-22	47 029.510	-0.04	48 375.880	-2.82
<i>converti €</i>		336.831		337.274	-0.13	369.564	-8.86
DJ INDUSTRIALS 30 - \$	02-sept-22	63 493.01	01-sept-22	64 175.31	-1.06	72 914.63	-12.92
<i>converti €</i>		63 786.43		64 523.74	-1.14	64 128.96	-0.53
NASDAQ COMPOSITE - \$	02-sept-22	14 329.87	01-sept-22	14 538.40	-1.43	19 217.94	-25.43
<i>converti €</i>		14 396.09		14 617.33	-1.51	16 902.32	-14.83

DEVISES / EUR

 USD	02-sept-22	0.99540	01-sept-22	0.99460	0.08	1.13700	14.23
 JPY	02-sept-22	139.5700	01-sept-22	139.4400	0.09	130.9000	-6.21
 CHF	02-sept-22	0.9766	01-sept-22	0.9764	0.03	1.0375	6.23
 GBP	02-sept-22	0.8649	01-sept-22	0.8616	0.39	0.8413	-2.73