





Evolution et comparaison avec leur benchmark des valeurs liquidatives

OPCVM	Code	Date	Cours Jour	Date	Cours Veille	Perf. En %	2022	
							Actif net	Actif veille
BENCHMARKS								
ODART ACTIONS FRANCAISES -P	FR0010475772	01-avr-22	416.38	31-mars-22	415.83	0.13	457.83	-9.05
ODART ACTIONS FRANCAISES -I	FR0010505438	01-avr-22	17 293.55	31-mars-22	17 270.15	0.14	18 964.08	-8.81
			28 338 027.36		28 300 517.73			
CAC 40			14 516.62		14 463.55	0.37	15 507.85	-6.39
CAC ALL TRADABLE			10 229.69		10 197.95	0.31	10 937.75	-6.47
SBF 120			10 400.57		10 367.81	0.32	11 118.37	-6.46
ODART OPPORT. FRANCE -P	FR0010166140	01-avr-22	689.59	31-mars-22	688.98	0.09	786.38	-12.31
ODART OPPORT. FRANCE -I	FR0010505453	01-avr-22	24 172.74	31-mars-22	24 150.53	0.09	27 491.74	-12.07
			70 518 387.40		70 457 418.15			
CAC MID 60			24 505.51		24 432.47	0.30	24 905.55	-1.61
ODART MIDCAP EUROPE -P	FR0010789214	01-avr-22	209.71	31-mars-22	208.79	0.44	255.85	-18.03
ODART MIDCAP EUROPE -I	FR0010792887	01-avr-22	23 158.41	31-mars-22	23 056.46	0.44	28 178.23	-17.81
			26 938 005.45		26 823 304.35			
STOXX EUROPE EX UK MID			1 217.36		1 208.97	0.69	1 319.83	-7.76
ODART EUROPE -P	FR0010418053	01-avr-22	357.86	31-mars-22	356.92	0.26	396.27	-9.69
ODART EUROPE -I	FR0010505446	01-avr-22	14 443.55	31-mars-22	14 405.30	0.27	15 950.64	-9.45
			33 572 230.64		33 486 701.03			
DJ STOXX 50			9 142.10		9 082.34	0.66	9 272.58	-1.41
STOXX EUROPE EX UK LARGE			1 215.44		1 209.70	0.47	1 314.72	-7.55
ODART INVESTISSEMENT	FR0010233932	01-avr-22	246.55	31-mars-22	247.58	-0.42	276.92	-10.97
			8 801 816.96		8 844 585.49			
MSCI WORLD - EN EURO			429.846		425.807	0.95	439.249	-2.14
ODART MULTIGESTION	FR0010820365	01-avr-22	212.57	31-mars-22	214.27	-0.79	234.05	-9.18
			34 294 712.87		34 584 545.13			
ODART COURT TERME	FR0010330282	01-avr-22	102.64	31-mars-22	102.64	0.00	103.37	-0.71
			40 508 288.94		40 570 963.69			
ODART OBLIG	FR0010105882	01-avr-22	137.69	31-mars-22	137.71	-0.01	140.13	-1.74
			39 054 012.22		39 150 402.83			
FTSE MTS EUROZONE 3-5 ANS			197.4900		197.4900	0.00	203.7306	-3.06
INDICES EUROPE								
FTSE 100 - £		01-avr-22	7 546.32	31-mars-22	7 524.08	0.30	7 313.56	3.18
<i>converti €</i>			8 961.95		8 931.82	0.34	8 692.86	3.10
DAX 30		01-avr-22	14 446.480	31-mars-22	14 414.750	0.22	15 884.860	-9.06
MSCI EUROPE \$ en EURO		01-avr-22	281.020	31-mars-22	279.460	0.56	295.700	-4.96
SMI		01-avr-22	27 801.150	31-mars-22	27 748.250	0.19	28 985.810	-4.09
<i>converti €</i>			27 180.35		27 171.14	0.03	27 937.59	-2.71
INDICES MONDE								
NIKKEI 225 - ¥		01-avr-22	46 910.280	31-mars-22	47 173.860	-0.56	48 375.880	-3.03
<i>converti €</i>			346.713		350.292	-1.02	369.564	-6.18
DJ INDUSTRIALS 30 - \$		01-avr-22	70 103.04	31-mars-22	69 821.32	0.40	72 914.63	-3.86
<i>converti €</i>			63 481.88		63 089.65	0.62	64 128.96	-1.01
NASDAQ COMPOSITE - \$		01-avr-22	17 532.92	31-mars-22	17 506.12	0.15	19 217.94	-8.77
<i>converti €</i>			15 876.95		15 818.31	0.37	16 902.32	-6.07
DEVISES / EUR								
 USD		01-avr-22	1.10430	31-mars-22	1.10670	-0.22	1.13700	2.96
 JPY		01-avr-22	135.3000	31-mars-22	134.6700	0.47	130.9000	-3.25
 CHF		01-avr-22	1.0228	31-mars-22	1.0212	0.16	1.0375	1.44
 GBP		01-avr-22	0.8420	31-mars-22	0.8424	-0.04	0.8413	-0.08

