

Evolution et comparaison avec leur benchmark des valeurs liquidatives

OPCVM	Code	Date	Cours Jour	Date	Cours Veille	Perf. En %	2022	
							Actif net	Actif veille
BENCHMARKS								
ODART ACTIONS FRANCAISES -P	FR0010475772	31-mars-22	415.83	30-mars-22	420.45	-1.10	457.83	-9.17
ODART ACTIONS FRANCAISES -I	FR0010505438	31-mars-22	17 270.15	30-mars-22	17 461.37	-1.10	18 964.08	-8.93
			28 300 517.73		28 614 706.27			
CAC 40			14 463.55		14 641.03	-1.21	15 507.85	-6.73
CAC ALL TRADABLE			10 197.95		10 321.77	-1.20	10 937.75	-6.76
SBF 120			10 367.81		10 494.49	-1.21	11 118.37	-6.75
ODART OPPORT. FRANCE -P	FR0010166140	31-mars-22	688.98	30-mars-22	695.65	-0.96	786.38	-12.39
ODART OPPORT. FRANCE -I	FR0010505453	31-mars-22	24 150.53	30-mars-22	24 383.86	-0.96	27 491.74	-12.15
			70 457 418.15		71 141 374.13			
CAC MID 60			24 432.47		24 619.67	-0.76	24 905.55	-1.90
ODART MIDCAP EUROPE -P	FR0010789214	31-mars-22	208.79	30-mars-22	209.99	-0.57	255.85	-18.39
ODART MIDCAP EUROPE -I	FR0010792887	31-mars-22	23 056.46	30-mars-22	23 188.59	-0.57	28 178.23	-18.18
			26 823 304.35		27 009 645.96			
STOXX EUROPE EX UK MID			1 208.97		1 225.03	-1.31	1 319.83	-8.40
ODART EUROPE -P	FR0010418053	31-mars-22	356.92	30-mars-22	359.98	-0.85	396.27	-9.93
ODART EUROPE -I	FR0010505446	31-mars-22	14 405.30	30-mars-22	14 528.08	-0.85	15 950.64	-9.69
			33 486 701.03		33 785 607.13			
DJ STOXX 50			9 082.34		9 159.43	-0.84	9 272.58	-2.05
STOXX EUROPE EX UK LARGE			1 209.70		1 221.55	-0.97	1 314.72	-7.99
ODART INVESTISSEMENT	FR0010233932	31-mars-22	247.58	30-mars-22	250.60	-1.21	276.92	-10.60
			8 844 585.49		8 952 391.24			
MSCI WORLD - EN EURO			425.807		430.385	-1.06	439.249	-3.06
ODART MULTIGESTION	FR0010820365	31-mars-22	214.27	30-mars-22	215.31	-0.48	234.05	-8.45
			34 584 545.13		34 751 668.71			
ODART COURT TERME	FR0010330282	31-mars-22	102.64	30-mars-22	102.61	0.03	103.37	-0.71
			40 570 963.69		40 560 515.18			
ODART OBLIG	FR0010105882	31-mars-22	137.71	30-mars-22	137.58	0.09	140.13	-1.73
			39 150 402.83		39 115 277.54			
FTSE MTS EUROZONE 3-5 ANS			197.4900		196.6053	0.45	203.7306	-3.06





INDICES EUROPE

FTSE 100 - £		31-mars-22	7 524.08	30-mars-22	7 584.89	-0.80	7 313.56	2.88
<i>converti €</i>			8 931.82		8 927.71	0.05	8 692.86	2.75
DAX 30		31-mars-22	14 414.750	30-mars-22	14 606.050	-1.31	15 884.860	-9.25
MSCI EUROPE \$ en EURO		31-mars-22	279.460	30-mars-22	282.040	-0.91	295.700	-5.49
SMI		31-mars-22	27 748.250	30-mars-22	27 924.680	-0.63	28 985.810	-4.27
<i>converti €</i>			27 171.14		27 101.60	0.26	27 937.59	-2.74

INDICES MONDE

NIKKEI 225 - ¥		31-mars-22	47 173.860	30-mars-22	47 522.610	-0.73	48 375.880	-2.48
<i>converti €</i>			350.292		349.611	0.19	369.564	-5.21
DJ INDUSTRIALS 30 - \$		31-mars-22	69 821.32	30-mars-22	70 929.62	-1.56	72 914.63	-4.24
<i>converti €</i>			63 089.65		63 562.70	-0.74	64 128.96	-1.62
NASDAQ COMPOSITE - \$		31-mars-22	17 506.12	30-mars-22	17 780.72	-1.54	19 217.94	-8.91
<i>converti €</i>			15 818.31		15 933.97	-0.73	16 902.32	-6.41

DEVISES / EUR

 USD		31-mars-22	1.10670	30-mars-22	1.11590	-0.82	1.13700	2.74
 JPY		31-mars-22	134.6700	30-mars-22	135.9300	-0.93	130.9000	-2.80
 CHF		31-mars-22	1.0212	30-mars-22	1.0304	-0.89	1.0375	1.59
 GBP		31-mars-22	0.8424	30-mars-22	0.8496	-0.85	0.8413	-0.13

