





Evolution et comparaison avec leur benchmark des valeurs liquidatives

OPCVM	Code	Date	Cours Jour	Date	Cours Veille	Perf. En %	2022	
							Actif net	Actif veille
BENCHMARKS								
ODART ACTIONS FRANCAISES -P	FR0010475772	25-mars-22	407.47	24-mars-22	408.20	-0.18	457.83	-11.00
ODART ACTIONS FRANCAISES -I	FR0010505438	25-mars-22	16 919.83	24-mars-22	16 949.63	-0.18	18 964.08	-10.78
			27 816 737.90		27 982 053.91			
CAC 40			14 232.93		14 237.47	-0.03	15 507.85	-8.22
CAC ALL TRADABLE			10 039.13		10 036.68	0.02	10 937.75	-8.22
SBF 120			10 206.95		10 204.21	0.03	11 118.37	-8.20
ODART OPPORT. FRANCE -P	FR0010166140	25-mars-22	674.67	24-mars-22	676.84	-0.32	786.38	-14.21
ODART OPPORT. FRANCE -I	FR0010505453	25-mars-22	23 644.94	24-mars-22	23 720.37	-0.32	27 491.74	-13.99
			69 045 110.56		69 420 357.80			
CAC MID 60			24 104.69		23 924.62	0.75	24 905.55	-3.22
ODART MIDCAP EUROPE -P	FR0010789214	25-mars-22	202.71	24-mars-22	204.66	-0.95	255.85	-20.77
ODART MIDCAP EUROPE -I	FR0010792887	25-mars-22	22 380.89	24-mars-22	22 595.43	-0.95	28 178.23	-20.57
			26 163 557.12		26 578 966.04			
STOXX EUROPE EX UK MID			1 197.37		1 194.97	0.20	1 319.83	-9.28
ODART EUROPE -P	FR0010418053	25-mars-22	351.23	24-mars-22	351.86	-0.18	396.27	-11.37
ODART EUROPE -I	FR0010505446	25-mars-22	14 173.00	24-mars-22	14 197.88	-0.18	15 950.64	-11.14
			32 974 773.57		33 112 957.72			
DJ STOXX 50			9 039.42		9 018.06	0.24	9 272.58	-2.51
STOXX EUROPE EX UK LARGE			1 197.29		1 197.59	-0.03	1 314.72	-8.93
ODART INVESTISSEMENT	FR0010233932	25-mars-22	243.51	24-mars-22	243.10	0.17	276.92	-12.06
			8 749 163.38		8 734 323.00			
MSCI WORLD - EN EURO			430.426		428.419	0.47	439.249	-2.01
ODART MULTIGESTION	FR0010820365	25-mars-22	211.38	24-mars-22	210.89	0.23	234.05	-9.69
			34 167 585.60		34 089 486.92			
ODART COURT TERME	FR0010330282	25-mars-22	102.63	24-mars-22	102.68	-0.05	103.37	-0.72
			40 814 003.00		40 831 857.47			
ODART OBLIG	FR0010105882	25-mars-22	137.67	24-mars-22	137.80	-0.09	140.13	-1.76
			39 191 646.43		39 229 434.60			
FTSE MTS EUROZONE 3-5 ANS			198.2916		198.7232	-0.22	203.7306	-2.67
INDICES EUROPE								
FTSE 100 - £		25-mars-22	7 489.41	24-mars-22	7 473.43	0.21	7 313.56	2.40
<i>converti €</i>			8 989.59		8 962.45	0.30	8 692.86	3.41
DAX 30		25-mars-22	14 305.760	24-mars-22	14 273.790	0.22	15 884.860	-9.94
MSCI EUROPE \$ en EURO		25-mars-22	277.990	24-mars-22	277.710	0.10	295.700	-5.99
SMI		25-mars-22	27 603.950	24-mars-22	27 626.220	-0.08	28 985.810	-4.77
<i>converti €</i>			27 009.21		27 003.78	0.02	27 937.59	-3.32
INDICES MONDE								
NIKKEI 225 - ¥		25-mars-22	47 325.200	24-mars-22	47 258.880	0.14	48 375.880	-2.17
<i>converti €</i>			353.068		351.263	0.51	369.564	-4.46
DJ INDUSTRIALS 30 - \$		25-mars-22	70 189.56	24-mars-22	69 880.90	0.44	72 914.63	-3.74
<i>converti €</i>			63 907.46		63 545.42	0.57	64 128.96	-0.35
NASDAQ COMPOSITE - \$		25-mars-22	17 405.86	24-mars-22	17 419.29	-0.08	19 217.94	-9.43
<i>converti €</i>			15 848.00		15 840.04	0.05	16 902.32	-6.24
DEVISES / EUR								
 USD		25-mars-22	1.09830	24-mars-22	1.09970	-0.13	1.13700	3.52
 JPY		25-mars-22	134.0400	24-mars-22	134.5400	-0.37	130.9000	-2.34
 CHF		25-mars-22	1.0220	24-mars-22	1.0231	-0.10	1.0375	1.52
 GBP		25-mars-22	0.8331	24-mars-22	0.8339	-0.09	0.8413	0.99

