





Evolution et comparaison avec leur benchmark des valeurs liquidatives

| OPCVM | Code | Date | Cours Jour | Date | Cours Veille | Perf. En % | 2022 | |
|---|--------------|------------|----------------------|------------|----------------------|---------------|------------------|--------------|
| | | | | | | | Actif net | Actif veille |
| BENCHMARKS | | | | | | | | |
| ODART ACTIONS FRANCAISES -P | FR0010475772 | 18-mars-22 | 413.74 | 17-mars-22 | 411.27 | 0.60 | 457.83 | -9.63 |
| ODART ACTIONS FRANCAISES -I | FR0010505438 | 18-mars-22 | 17 176.78 | 17-mars-22 | 17 073.66 | 0.60 | 18 964.08 | -9.42 |
| | | | 28 463 877.11 | | 28 293 833.50 | | | |
| CAC 40 | | | 14 365.65 | | 14 348.89 | 0.12 | 15 507.85 | -7.37 |
| CAC ALL TRADABLE | | | 10 131.12 | | 10 111.97 | 0.19 | 10 937.75 | -7.37 |
| SBF 120 | | | 10 301.27 | | 10 282.17 | 0.19 | 11 118.37 | -7.35 |
| ODART OPPORT. FRANCE -P | FR0010166140 | 18-mars-22 | 694.16 | 17-mars-22 | 684.53 | 1.41 | 786.38 | -11.73 |
| ODART OPPORT. FRANCE -I | FR0010505453 | 18-mars-22 | 24 322.71 | 17-mars-22 | 23 984.79 | 1.41 | 27 491.74 | -11.53 |
| | | | 71 264 733.64 | | 70 326 415.75 | | | |
| CAC MID 60 | | | 24 088.39 | | 23 951.19 | 0.57 | 24 905.55 | -3.28 |
| ODART MIDCAP EUROPE -P | FR0010789214 | 18-mars-22 | 211.71 | 17-mars-22 | 208.50 | 1.54 | 255.85 | -17.25 |
| ODART MIDCAP EUROPE -I | FR0010792887 | 18-mars-22 | 23 370.26 | 17-mars-22 | 23 015.29 | 1.54 | 28 178.23 | -17.06 |
| | | | 27 606 638.10 | | 27 206 865.71 | | | |
| STOXX EUROPE EX UK MID | | | 1 203.97 | | 1 193.30 | 0.89 | 1 319.83 | -8.78 |
| ODART EUROPE -P | FR0010418053 | 18-mars-22 | 356.14 | 17-mars-22 | 351.76 | 1.25 | 396.27 | -10.13 |
| ODART EUROPE -I | FR0010505446 | 18-mars-22 | 14 368.06 | 17-mars-22 | 14 190.89 | 1.25 | 15 950.64 | -9.92 |
| | | | 33 607 399.71 | | 33 193 863.73 | | | |
| DJ STOXX 50 | | | 8 966.08 | | 8 889.15 | 0.87 | 9 272.58 | -3.31 |
| STOXX EUROPE EX UK LARGE | | | 1 207.21 | | 1 196.02 | 0.94 | 1 314.72 | -8.18 |
| ODART INVESTISSEMENT | FR0010233932 | 18-mars-22 | 242.76 | 17-mars-22 | 240.70 | 0.86 | 276.92 | -12.34 |
| | | | 8 711 537.62 | | 8 637 439.98 | | | |
| MSCI WORLD - EN EURO | | | 422.410 | | 416.001 | 1.54 | 439.249 | -3.83 |
| ODART MULTIGESTION | FR0010820365 | 18-mars-22 | 209.48 | 17-mars-22 | 207.68 | 0.87 | 234.05 | -10.50 |
| | | | 33 864 882.40 | | 33 608 734.50 | | | |
| ODART COURT TERME | FR0010330282 | 18-mars-22 | 102.76 | 17-mars-22 | 102.75 | 0.01 | 103.37 | -0.59 |
| | | | 40 847 630.65 | | 40 897 744.42 | | | |
| ODART OBLIG | FR0010105882 | 18-mars-22 | 138.01 | 17-mars-22 | 137.97 | 0.03 | 140.13 | -1.51 |
| | | | 39 146 037.64 | | 39 388 133.81 | | | |
| FTSE MTS EUROZONE 3-5 ANS | | | 199.9089 | | 199.6669 | 0.12 | 203.7306 | -1.88 |
| INDICES EUROPE | | | | | | | | |
| FTSE 100 - £ | | 18-mars-22 | 7 403.86 | 17-mars-22 | 7 384.47 | 0.26 | 7 313.56 | 1.23 |
| <i>converti €</i> | | | <i>8 828.73</i> | | <i>8 754.56</i> | <i>0.85</i> | <i>8 692.86</i> | <i>1.56</i> |
| DAX 30 | | 18-mars-22 | 14 413.090 | 17-mars-22 | 14 388.060 | 0.17 | 15 884.860 | -9.27 |
| MSCI EUROPE \$ en EURO | | 18-mars-22 | 278.390 | 17-mars-22 | 275.880 | 0.91 | 295.700 | -5.85 |
| SMI | | 18-mars-22 | 27 748.130 | 17-mars-22 | 27 467.770 | 1.02 | 28 985.810 | -4.27 |
| <i>converti €</i> | | | <i>26 944.90</i> | | <i>26 430.12</i> | <i>1.95</i> | <i>27 937.59</i> | <i>-3.55</i> |
| INDICES MONDE | | | | | | | | |
| NIKKEI 225 - ¥ | | 18-mars-22 | 45 101.130 | 17-mars-22 | 44 807.700 | 0.65 | 48 375.880 | -6.77 |
| <i>converti €</i> | | | <i>342.376</i> | | <i>340.639</i> | <i>0.51</i> | <i>369.564</i> | <i>-7.36</i> |
| DJ INDUSTRIALS 30 - \$ | | 18-mars-22 | 69 975.52 | 17-mars-22 | 69 423.49 | 0.80 | 72 914.63 | -4.03 |
| <i>converti €</i> | | | <i>63 320.53</i> | | <i>62 594.44</i> | <i>1.16</i> | <i>64 128.96</i> | <i>-1.26</i> |
| NASDAQ COMPOSITE - \$ | | 18-mars-22 | 17 009.41 | 17-mars-22 | 16 653.80 | 2.14 | 19 217.94 | -11.49 |
| <i>converti €</i> | | | <i>15 391.74</i> | | <i>15 015.60</i> | <i>2.50</i> | <i>16 902.32</i> | <i>-8.94</i> |
| DEVISES / EUR | | | | | | | | |
|  USD | | 18-mars-22 | 1.10510 | 17-mars-22 | 1.10910 | -0.36 | 1.13700 | 2.89 |
|  JPY | | 18-mars-22 | 131.7300 | 17-mars-22 | 131.5400 | 0.14 | 130.9000 | -0.63 |
|  CHF | | 18-mars-22 | 1.0298 | 17-mars-22 | 1.0393 | -0.91 | 1.0375 | 0.75 |
|  GBP | | 18-mars-22 | 0.8386 | 17-mars-22 | 0.8435 | -0.58 | 0.8413 | 0.32 |

