





Evolution et comparaison avec leur benchmark des valeurs liquidatives

OPCVM	Code	Date	Cours Jour	Date	Cours Veille	Perf. En %	2021	
							Actif net	Actif veille
BENCHMARKS								
ODART ACTIONS FRANCAISES -P	FR0010475772	31-mai-21	409.29	28-mai-21	411.47	-0.53	360.69	13.47
ODART ACTIONS FRANCAISES -I	FR0010505438	31-mai-21	16 846.47	28-mai-21	16 934.85	-0.52	14 780.23	13.98
			30 295 881.10		30 457 480.64			
CAC 40			13 908.85		13 987.60	-0.56	11 831.28	17.56
CAC ALL TRADABLE			9 910.75		9 960.37	-0.50	8 525.31	16.25
SBF 120			10 066.16		10 118.26	-0.51	8 662.65	16.20
ODART OPPORT. FRANCE -P	FR0010166140	31-mai-21	688.15	28-mai-21	689.52	-0.20	632.30	8.83
ODART OPPORT. FRANCE -I	FR0010505453	31-mai-21	23 906.33	28-mai-21	23 951.68	-0.19	21 868.16	9.32
			72 912 403.31		73 069 501.36			
CAC MID 60			23 809.63		23 816.34	-0.03	21 217.35	12.22
ODART MIDCAP EUROPE -P	FR0010789214	31-mai-21	226.73	28-mai-21	227.06	-0.15	208.54	8.72
ODART MIDCAP EUROPE -I	FR0010792887	31-mai-21	25 043.18	28-mai-21	25 077.12	-0.14	22 931.23	9.21
			32 560 188.33		32 614 353.02			
STOXX EUROPE EX UK MID			1 253.70		1 256.65	-0.23	1 115.44	12.40
ODART EUROPE -P	FR0010418053	31-mai-21	344.64	28-mai-21	346.79	-0.62	312.56	10.26
ODART EUROPE -I	FR0010505446	31-mai-21	13 785.16	28-mai-21	13 870.01	-0.61	12 446.66	10.75
			33 515 299.45		33 724 307.12			
DJ STOXX 50			8 276.72		8 333.89	-0.69	7 356.10	12.52
STOXX EUROPE EX UK LARGE			1 178.74		1 186.97	-0.69	1 044.96	12.80
ODART INVESTISSEMENT	FR0010233932	31-mai-21	234.93	28-mai-21	234.73	0.09	208.31	12.78
			8 674 718.17		8 667 436.33			
MSCI WORLD - EN EURO			373.568		375.399	-0.49	335.133	11.47
ODART MULTIGESTION	FR0010820365	31-mai-21	208.67	28-mai-21	208.33	0.16	194.84	7.10
			36 941 261.63		36 924 750.00			
ODART COURT TERME	FR0010330282	31-mai-21	103.93	28-mai-21	103.93	0.00	104.20	-0.26
			45 339 077.82		45 341 185.72			
ODART OBLIG	FR0010105882	31-mai-21	141.03	28-mai-21	141.05	-0.01	142.47	-1.01
			44 645 223.37		44 650 331.82			
FTSE MTS EUROZONE 3-5 ANS			204.9831		205.0231	-0.02	206.4355	-0.70
INDICES EUROPE								
FTSE 100 - £		31-mai-21	6 820.64	28-mai-21	6 820.64	0.00	6 174.77	10.46
<i>converti €</i>			7 927.66		7 936.98	-0.12	6 908.91	14.75
DAX 30		31-mai-21	15 421.130	28-mai-21	15 519.980	-0.64	13 718.780	12.41
MSCI EUROPE \$ en EURO		31-mai-21	267.570	28-mai-21	268.960	-0.52	235.890	13.43
SMI		31-mai-21	25 556.240	28-mai-21	25 697.260	-0.55	23 424.720	9.10
<i>converti €</i>			23 253.03		23 422.68	-0.72	21 665.48	7.33
INDICES MONDE								
NIKKEI 225 - ¥		31-mai-21	48 007.890	28-mai-21	48 489.180	-0.99	45 354.080	5.85
<i>converti €</i>			358.348		362.049	-1.02	359.440	-0.30
DJ INDUSTRIALS 30 - \$		31-mai-21	68 793.96	28-mai-21	68 793.96	0.00	60 622.85	13.48
<i>converti €</i>			56 263.97		56 425.49	-0.29	49 625.78	13.38
NASDAQ COMPOSITE - \$		31-mai-21	16 055.70	28-mai-21	16 055.70	0.00	15 072.29	6.52
<i>converti €</i>			13 131.35		13 169.05	-0.29	12 338.15	6.43
DEVICES / EUR								
 USD		31-mai-21	1.22270	28-mai-21	1.21920	0.29	1.22160	-0.09
 JPY		31-mai-21	133.9700	28-mai-21	133.9300	0.03	126.1800	-5.81
 CHF		31-mai-21	1.0991	28-mai-21	1.0971	0.18	1.0812	-1.62
 GBP		31-mai-21	0.8604	28-mai-21	0.8594	0.12	0.8937	3.88