

Evolution et comparaison avec leur benchmark des valeurs liquidatives

OPC QUOTIDIENS

OPCVM	Code	Date	Cours Jour	Date	Cours Veille	Perf. En %	2021	
							Actif net	Actif veille
BENCHMARKS								
ODART ACTIONS FRANCAISES - P	FR0010475772	30-avr-21	399.35	29-avr-21	401.81	-0.61	360.69	10.72
ODART ACTIONS FRANCAISES - I	FR0010505438	30-avr-21	16 422.28	29-avr-21	16 523.17	-0.61	14 780.23	11.11
			29 499 736.98		29 681 822.04			
CAC 40			13 410.71		13 481.50	-0.53	11 831.28	13.35
CAC ALL TRADABLE			9 598.16		9 648.72	-0.52	8 525.31	12.58
SBF 120			9 747.78		9 798.84	-0.52	8 662.65	12.53
ODART OPPORT. FRANCE - P	FR0010166140	30-avr-21	681.77	29-avr-21	684.31	-0.37	632.30	7.82
ODART OPPORT. FRANCE - I	FR0010505453	30-avr-21	23 662.97	29-avr-21	23 750.51	-0.37	21 868.16	8.21
			72 377 912.69		72 647 556.58			
CAC MID 60			23 429.74		23 533.16	-0.44	21 217.35	10.43
ODART MIDCAP EUROPE - P	FR0010789214	30-avr-21	222.42	29-avr-21	223.53	-0.50	208.54	6.66
ODART MIDCAP EUROPE - I	FR0010792887	30-avr-21	24 545.27	29-avr-21	24 667.13	-0.49	22 931.23	7.04
			32 050 777.36		32 221 984.66			
STOXX EUROPE EX UK MID			1 220.17		1 226.27	-0.50	1 115.44	9.39
ODART EUROPE - P	FR0010418053	30-avr-21	338.77	29-avr-21	340.48	-0.50	312.56	8.39
ODART EUROPE - I	FR0010505446	30-avr-21	13 538.03	29-avr-21	13 606.18	-0.50	12 446.66	8.77
			32 903 962.79		33 070 494.93			
DJ STOXX 50			8 104.18		8 110.19	-0.07	7 356.10	10.17
STOXX EUROPE EX UK LARGE			1 148.94		1 153.19	-0.37	1 044.96	9.95
ODART INVESTISSEMENT	FR0010233932	30-avr-21	231.34	29-avr-21	232.36	-0.44	208.31	11.06
			8 535 540.52		8 573 209.17			
MSCI WORLD - EN EURO			374.029		374.806	-0.21	335.133	11.61
ODART MULTIGESTION	FR0010820365	30-avr-21	208.90	29-avr-21	208.70	0.10	194.84	7.22
			37 563 489.14		37 528 277.14			
ODART COURT TERME	FR0010330282	30-avr-21	103.99	29-avr-21	103.99	0.00	104.20	-0.20
			45 368 746.36		45 436 343.94			
ODART OBLIG	FR0010105882	30-avr-21	141.21	29-avr-21	141.17	0.03	142.47	-0.88
			44 839 712.84		44 849 244.23			
FTSE MTS EUROZONE 3-5 ANS			205.0889		204.9766	0.05	206.4355	-0.65





INDICES EUROPE

FTSE 100 - £	30-avr-21	6 747.87	29-avr-21	6 739.81	0.12	6 174.77	9.28
<i>converti €</i>		7 755.19		7 753.50	0.02	6 908.91	12.25
DAX 30	30-avr-21	15 135.910	29-avr-21	15 154.200	-0.12	13 718.780	10.33
MSCI EUROPE \$ en EURO	30-avr-21	260.880	29-avr-21	261.670	-0.30	235.890	10.59
SMI	30-avr-21	24 740.630	29-avr-21	24 868.950	-0.52	23 424.720	5.62
<i>converti €</i>		22 536.35		22 573.05	-0.16	21 665.48	4.02

INDICES MONDE

NIKKEI 225 - ¥	30-avr-21	47 928.960	29-avr-21	48 330.420	-0.83	45 354.080	5.68
<i>converti €</i>		364.756		366.029	-0.35	359.440	1.48
DJ INDUSTRIALS 30 - \$	30-avr-21	67 361.54	29-avr-21	67 730.43	-0.54	60 622.85	11.12
<i>converti €</i>		56 041.21		55 878.58	0.29	49 625.78	12.93
NASDAQ COMPOSITE - \$	30-avr-21	16 244.98	29-avr-21	16 372.07	-0.78	15 072.29	7.78
<i>converti €</i>		13 514.96		13 507.19	0.06	12 338.15	9.54

DEVICES / EUR

 USD	30-avr-21	1.20200	29-avr-21	1.21210	-0.83	1.22160	1.63
 JPY	30-avr-21	131.4000	29-avr-21	132.0400	-0.48	126.1800	-3.97
 CHF	30-avr-21	1.0978	29-avr-21	1.1017	-0.35	1.0812	-1.51
 GBP	30-avr-21	0.8701	29-avr-21	0.8693	0.10	0.8937	2.72