

Evolution et comparaison avec leur benchmark des valeurs liquidatives

OPC QUOTIDIENS

OPCVM	Code	Date	Cours Jour	Date	Cours Veille	Perf. En %	2021	
							Cours au 31 déc. 2020	Perf. en %
BENCHMARKS								
			Actif net		Actif veille			
ODART ACTIONS FRANCAISES - P	FR0010475772	31-mars-21	382.25	30-mars-21	382.31	-0.02	360.69	5.98
ODART ACTIONS FRANCAISES - I	FR0010505438	31-mars-21	15 705.47	30-mars-21	15 707.54	-0.01	14 780.23	6.26
			28 384 645.07		28 396 861.09			
CAC 40			12 956.44		13 000.88	-0.34	11 831.28	9.51
CAC ALL TRADABLE			9 285.48		9 313.81	-0.30	8 525.31	8.92
SBF 120			9 431.20		9 460.58	-0.31	8 662.65	8.87
ODART OPPORT. FRANCE - P	FR0010166140	31-mars-21	653.30	30-mars-21	652.93	0.06	632.30	3.32
ODART OPPORT. FRANCE - I	FR0010505453	31-mars-21	22 654.61	30-mars-21	22 641.02	0.06	21 868.16	3.60
			69 516 634.29		69 479 346.37			
CAC MID 60			22 823.91		22 812.61	0.05	21 217.35	7.57
ODART MIDCAP EUROPE - P	FR0010789214	31-mars-21	210.75	30-mars-21	209.40	0.64	208.54	1.06
ODART MIDCAP EUROPE - I	FR0010792887	31-mars-21	23 236.90	30-mars-21	23 086.68	0.65	22 931.23	1.33
			30 432 858.58		30 232 161.26			
STOXX EUROPE EX UK MID			1 205.08		1 207.01	-0.16	1 115.44	8.04
ODART EUROPE - P	FR0010418053	31-mars-21	326.62	30-mars-21	326.04	0.18	312.56	4.50
ODART EUROPE - I	FR0010505446	31-mars-21	13 041.02	30-mars-21	13 017.42	0.18	12 446.66	4.78
			31 849 130.95		31 792 356.52			
DJ STOXX 50			7 929.06		7 957.03	-0.35	7 356.10	7.79
STOXX EUROPE EX UK LARGE			1 123.76		1 125.79	-0.18	1 044.96	7.54
ODART INVESTISSEMENT	FR0010233932	31-mars-21	220.42	30-mars-21	220.29	0.06	208.31	5.81
			8 213 179.28		8 208 470.10			
MSCI WORLD - EN EURO			366.063		365.973	0.02	335.133	9.23
ODART MULTIGESTION	FR0010820365	31-mars-21	200.31	30-mars-21	199.88	0.22	194.84	2.81
			36 146 207.42		36 056 214.02			
ODART COURT TERME	FR0010330282	31-mars-21	104.04	30-mars-21	104.04	0.00	104.20	-0.15
			46 174 541.14		46 187 929.08			
ODART OBLIG	FR0010105882	31-mars-21	141.58	30-mars-21	141.53	0.04	142.47	-0.62
			44 892 060.82		44 881 125.80			
FTSE MTS EUROZONE 3-5 ANS			205.7083		205.6261	0.04	206.4355	-0.35





INDICES EUROPE

FTSE 100 - £		31-mars-21	6 481.71	30-mars-21	6 538.18	-0.86	6 174.77	4.97
<i>converti €</i>			7 616.04		7 668.16	-0.68	6 908.91	10.24
DAX 30		31-mars-21	15 008.340	30-mars-21	15 008.610	0.00	13 718.780	9.40
MSCI EUROPE \$ en EURO		31-mars-21	255.590	30-mars-21	256.270	-0.27	235.890	8.35
SMI		31-mars-21	24 510.310	30-mars-21	24 674.600	-0.67	23 424.720	4.63
<i>converti €</i>			22 141.60		22 343.70	-0.90	21 665.48	2.20

INDICES MONDE

NIKKEI 225 - ¥		31-mars-21	48 537.950	30-mars-21	48 960.300	-0.86	45 354.080	7.02
<i>converti €</i>			373.771		378.657	-1.29	359.440	3.99
DJ INDUSTRIALS 30 - \$		31-mars-21	65 551.18	30-mars-21	65 716.97	-0.25	60 622.85	8.13
<i>converti €</i>			55 883.36		56 086.86	-0.36	49 625.78	12.61
NASDAQ COMPOSITE - \$		31-mars-21	15 337.62	30-mars-21	15 109.01	1.51	15 072.29	1.76
<i>converti €</i>			13 075.55		12 894.95	1.40	12 338.15	5.98

DEVICES / EUR

 USD		31-mars-21	1.17300	30-mars-21	1.17170	0.11	1.22160	4.14
 JPY		31-mars-21	129.8600	30-mars-21	129.3000	0.43	126.1800	-2.83
 CHF		31-mars-21	1.1070	30-mars-21	1.1043	0.24	1.0812	-2.33
 GBP		31-mars-21	0.8511	30-mars-21	0.8526	-0.19	0.8937	5.01