

Evolution et comparaison avec leur benchmark des valeurs liquidatives

OPC QUOTIDIENS

OPCVM	Code	Date	Cours Jour	Date	Cours Veille	Perf. En %	2021	
							Cours au 31 déc. 2020	Perf. en %
BENCHMARKS								
			Actif net		Actif veille			
ODART ACTIONS FRANCAISES -P	FR0010475772	05-mars-21	366.42	04-mars-21	370.43	-1.08	360.69	1.59
ODART ACTIONS FRANCAISES -I	FR0010505438	05-mars-21	15 043.39	04-mars-21	15 207.67	-1.08	14 780.23	1.78
			27 272 404.09		27 571 406.16			
CAC 40			12 337.58		12 439.99	-0.82	11 831.28	4.28
CAC ALL TRADABLE			8 874.07		8 950.61	-0.86	8 525.31	4.09
SBF 120			9 013.40		9 090.47	-0.85	8 662.65	4.05
ODART OPPORT. FRANCE -P	FR0010166140	05-mars-21	630.43	04-mars-21	637.22	-1.07	632.30	-0.30
ODART OPPORT. FRANCE -I	FR0010505453	05-mars-21	21 844.97	04-mars-21	22 079.53	-1.06	21 868.16	-0.11
			67 330 521.10		68 057 798.54			
CAC MID 60			21 974.30		22 170.46	-0.88	21 217.35	3.57
ODART MIDCAP EUROPE -P	FR0010789214	05-mars-21	200.08	04-mars-21	202.39	-1.14	208.54	-4.06
ODART MIDCAP EUROPE -I	FR0010792887	05-mars-21	22 042.58	04-mars-21	22 297.37	-1.14	22 931.23	-3.88
			29 031 837.24		29 368 239.01			
STOXX EUROPE EX UK MID			1 142.50		1 153.63	-0.96	1 115.44	2.43
ODART EUROPE -P	FR0010418053	05-mars-21	305.36	04-mars-21	308.49	-1.01	312.56	-2.30
ODART EUROPE -I	FR0010505446	05-mars-21	12 182.71	04-mars-21	12 307.17	-1.01	12 446.66	-2.12
			29 819 258.81		30 124 720.52			
DJ STOXX 50			7 524.55		7 571.05	-0.61	7 356.10	2.29
STOXX EUROPE EX UK LARGE			1 057.57		1 067.06	-0.89	1 044.96	1.21
ODART INVESTISSEMENT	FR0010233932	05-mars-21	210.23	04-mars-21	212.22	-0.94	208.31	0.92
			7 865 380.34		7 939 914.52			
MSCI WORLD - EN EURO			350.039		343.391	1.94	335.133	4.45
ODART MULTIGESTION	FR0010820365	05-mars-21	193.16	04-mars-21	195.05	-0.97	194.84	-0.86
			34 869 753.03		35 212 105.29			
ODART COURT TERME	FR0010330282	05-mars-21	104.08	04-mars-21	104.08	0.00	104.20	-0.12
			48 054 753.36		48 193 835.41			
ODART OBLIG	FR0010105882	05-mars-21	141.54	04-mars-21	141.60	-0.04	142.47	-0.65
			45 069 582.46		45 095 042.93			
FTSE MTS EUROZONE 3-5 ANS			205.4505		205.5281	-0.04	206.4355	-0.48





INDICES EUROPE

FTSE 100 - £		05-mars-21	6 378.98	04-mars-21	6 398.56	-0.31	6 174.77	3.31
<i>converti €</i>			7 406.74		7 428.87	-0.30	6 908.91	7.21
DAX 30		05-mars-21	13 920.690	04-mars-21	14 056.340	-0.97	13 718.780	1.47
MSCI EUROPE \$ en EURO		05-mars-21	242.940	04-mars-21	244.710	-0.72	235.890	2.99
SMI		05-mars-21	23 364.990	04-mars-21	23 678.430	-1.32	23 424.720	-0.25
<i>converti €</i>			21 074.22		21 295.08	-1.04	21 665.48	-2.73

INDICES MONDE

NIKKEI 225 - ¥		05-mars-21	47 723.280	04-mars-21	47 832.050	-0.23	45 354.080	5.22
<i>converti €</i>			370.005		370.103	-0.03	359.440	2.94
DJ INDUSTRIALS 30 - \$		05-mars-21	62 547.82	04-mars-21	61 411.60	1.85	60 622.85	3.18
<i>converti €</i>			52 495.02		51 308.88	2.31	49 625.78	5.78
NASDAQ COMPOSITE - \$		05-mars-21	14 836.16	04-mars-21	14 596.20	1.64	15 072.29	-1.57
<i>converti €</i>			12 451.67		12 195.00	2.10	12 338.15	0.92

DEVICES / EUR

 USD		05-mars-21	1.19150	04-mars-21	1.19690	-0.45	1.22160	2.53
 JPY		05-mars-21	128.9800	04-mars-21	129.2400	-0.20	126.1800	-2.17
 CHF		05-mars-21	1.1087	04-mars-21	1.1119	-0.29	1.0812	-2.48
 GBP		05-mars-21	0.8612	04-mars-21	0.8613	-0.01	0.8937	3.77