

Evolution et comparaison avec leur benchmark des valeurs liquidatives

OPC QUOTIDIENS

OPCVM	Code	Date	Cours Jour	Date	Cours Veille	Perf. En %	2020	
							Actif net	Actif veille
BENCHMARKS								
ODART ACTIONS FRANCAISES -P	FR0010475772	30-nov-20	356.44	27-nov-20	360.23	-1.05	365.98	-2.61
ODART ACTIONS FRANCAISES -I	FR0010505438	30-nov-20	14 592.97	27-nov-20	14 746.63	-1.04	14 836.43	-1.64
			26 731 742.69		27 015 576.58			
CAC 40			11 747.80		11 917.32	-1.42	12 529.62	-6.24
CAC ALL TRADABLE			8 454.83		8 573.46	-1.38	8 963.87	-5.68
SBF 120			8 599.07		8 720.21	-1.39	9 125.54	-5.77
ODART OPPORT. FRANCE -P	FR0010166140	30-nov-20	616.36	27-nov-20	616.45	-0.01	589.13	4.62
ODART OPPORT. FRANCE -I	FR0010505453	30-nov-20	21 297.51	27-nov-20	21 298.69	-0.01	20 157.14	5.66
			65 630 559.16		65 563 985.81			
CAC MID 60			20 624.87		20 889.44	-1.27	21 580.99	-4.43
ODART MIDCAP EUROPE -P	FR0010789214	30-nov-20	204.94	27-nov-20	204.70	0.12	183.19	11.87
ODART MIDCAP EUROPE -I	FR0010792887	30-nov-20	22 450.31	27-nov-20	22 459.65	-0.04	20 364.12	10.24
			30 175 792.64		30 143 349.94			
STOXX EUROPE EX UK MID			1 077.06		1 085.24	-0.75	1 061.19	1.50
ODART EUROPE -P	FR0010418053	30-nov-20	306.24	27-nov-20	307.87	-0.53	320.21	-4.36
ODART EUROPE -I	FR0010505446	30-nov-20	12 183.71	27-nov-20	12 247.52	-0.52	12 614.56	-3.42
			32 131 211.09		32 267 156.93			
DJ STOXX 50			7 221.60		7 306.82	-1.17	7 847.17	-7.97
STOXX EUROPE EX UK LARGE			1 025.32		1 034.19	-0.86	1 026.38	-0.10
ODART INVESTISSEMENT	FR0010233932	30-nov-20	203.63	27-nov-20	204.26	-0.31	200.35	1.64
			7 658 190.56		7 682 074.90			
MSCI WORLD - EN EURO			328.853		331.532	-0.81	315.181	4.34
ODART MULTIGESTION	FR0010820365	30-nov-20	190.97	27-nov-20	190.45	0.27	183.83	3.88
			34 820 847.46		34 663 209.15			
ODART COURT TERME	FR0010330282	30-nov-20	104.28	27-nov-20	104.30	-0.02	104.78	-0.48
			50 269 573.54		50 275 390.32			
ODART OBLIG C	FR0010105882	30-nov-20	142.50	27-nov-20	142.60	-0.07	141.08	1.01
ODART OBLIG D	FR0010307843	30-nov-20	102.91	27-nov-20	102.98	-0.07	101.92	
			45 019 777.48		45 021 957.46			
FTSE MTS EUROZONE 3-5 ANS			206.5269		206.5855	-0.03	203.8532	1.31





INDICES EUROPE

FTSE 100 - £		30-nov-20	5 978.52	27-nov-20	6 075.26	-1.59	6 980.94	-14.36
<i>converti €</i>			<i>6 678.49</i>		<i>6 762.91</i>	<i>-1.25</i>	<i>8 252.38</i>	<i>-19.07</i>
DAX 30		30-nov-20	13 291.160	27-nov-20	13 335.680	-0.33	13 249.010	0.32
MSCI EUROPE \$ en EURO		30-nov-20	230.440	27-nov-20	232.820	-1.02	244.000	-5.56
SMI		30-nov-20	22 920.670	27-nov-20	22 974.820	-0.24	22 448.160	2.10
<i>converti €</i>			<i>21 143.55</i>		<i>21 232.68</i>	<i>-0.42</i>	<i>20 678.30</i>	<i>2.25</i>

INDICES MONDE

NIKKEI 225 - ¥		30-nov-20	43 630.050	27-nov-20	43 978.460	-0.79	38 352.640	13.76
<i>converti €</i>			<i>350.667</i>		<i>353.297</i>	<i>-0.74</i>	<i>314.960</i>	<i>11.34</i>
DJ INDUSTRIALS 30 - \$		30-nov-20	58 648.91	27-nov-20	59 170.99	-0.88	55 630.04	5.43
<i>converti €</i>			<i>49 173.23</i>		<i>49 461.67</i>	<i>-0.58</i>	<i>49 612.09</i>	<i>-0.88</i>
NASDAQ COMPOSITE - \$		30-nov-20	14 339.94	27-nov-20	14 328.00	0.08	10 123.98	41.64
<i>converti €</i>			<i>12 023.09</i>		<i>11 976.93</i>	<i>0.39</i>	<i>9 028.79</i>	<i>33.16</i>

DEVISES / EUR

 USD		30-nov-20	1.19270	27-nov-20	1.19630	-0.30	1.12130	-5.99
 JPY		30-nov-20	124.4200	27-nov-20	124.4800	-0.05	121.7700	-2.13
 CHF		30-nov-20	1.0841	27-nov-20	1.0821	0.18	1.0856	0.14
 GBP		30-nov-20	0.8952	27-nov-20	0.8983	-0.35	0.8459	-5.50