

Evolution et comparaison avec leur benchmark des valeurs liquidatives

OPC QUOTIDIENS

OPCVM	Code	Date	Cours Jour	Date	Cours Veille	Perf. En %	2020	
							Actif net	Actif veille
BENCHMARKS								
ODART ACTIONS FRANCAISES -P	FR0010475772	27-nov-20	360.23	26-nov-20	358.25	0.55	365.98	-1.57
ODART ACTIONS FRANCAISES -I	FR0010505438	27-nov-20	14 746.63	26-nov-20	14 665.23	0.56	14 836.43	-0.61
			27 015 576.58		26 867 229.04			
CAC 40			11 917.32		11 850.49	0.56	12 529.62	-4.89
CAC ALL TRADABLE			8 573.46		8 521.57	0.61	8 963.87	-4.36
SBF 120			8 720.21		8 667.56	0.61	9 125.54	-4.44
ODART OPPORT. FRANCE -P	FR0010166140	27-nov-20	616.45	26-nov-20	611.31	0.84	589.13	4.64
ODART OPPORT. FRANCE -I	FR0010505453	27-nov-20	21 298.69	26-nov-20	21 120.45	0.84	20 157.14	5.66
			65 563 985.81		65 019 282.78			
CAC MID 60			20 889.44		20 793.59	0.46	21 580.99	-3.20
ODART MIDCAP EUROPE -P	FR0010789214	27-nov-20	204.70	26-nov-20	202.81	0.93	183.19	11.74
ODART MIDCAP EUROPE -I	FR0010792887	27-nov-20	22 459.65	26-nov-20	22 255.56	0.92	20 364.12	10.29
			30 143 349.94		29 863 377.91			
STOXX EUROPE EX UK MID			1 085.24		1 075.40	0.92	1 061.19	2.27
ODART EUROPE -P	FR0010418053	27-nov-20	307.87	26-nov-20	306.22	0.54	320.21	-3.85
ODART EUROPE -I	FR0010505446	27-nov-20	12 247.52	26-nov-20	12 181.38	0.54	12 614.56	-2.91
			32 267 156.93		32 097 683.61			
DJ STOXX 50			7 306.82		7 290.87	0.22	7 847.17	-6.89
STOXX EUROPE EX UK LARGE			1 034.19		1 028.85	0.52	1 026.38	0.76
ODART INVESTISSEMENT	FR0010233932	27-nov-20	204.26	26-nov-20	203.58	0.33	200.35	1.95
			7 682 074.90		7 656 577.85			
MSCI WORLD - EN EURO			331.532		331.361	0.05	315.181	5.19
ODART MULTIGESTION	FR0010820365	27-nov-20	190.45	26-nov-20	190.04	0.22	183.83	3.60
			34 663 209.15		34 594 630.01			
ODART COURT TERME	FR0010330282	27-nov-20	104.30	26-nov-20	104.30	0.00	104.78	-0.46
			50 275 390.32		50 296 477.15			
ODART OBLIG C	FR0010105882	27-nov-20	142.60	26-nov-20	142.59	0.01	141.08	1.08
ODART OBLIG D	FR0010307843	27-nov-20	102.98	26-nov-20	102.97	0.01	101.92	
			45 021 957.46		45 026 190.51			
FTSE MTS EUROZONE 3-5 ANS			206.5855		206.5812	0.00	203.8532	1.34





INDICES EUROPE

FTSE 100 - £	27-nov-20	6 075.26	26-nov-20	6 070.83	0.07	6 980.94	-12.97
<i>converti €</i>		<i>6 762.91</i>		<i>6 806.93</i>	<i>-0.65</i>	<i>8 252.38</i>	<i>-18.05</i>
DAX 30	27-nov-20	13 335.680	26-nov-20	13 286.570	0.37	13 249.010	0.65
MSCI EUROPE \$ en EURO	27-nov-20	232.820	26-nov-20	231.920	0.39	244.000	-4.58
SMI	27-nov-20	22 974.820	26-nov-20	22 967.410	0.03	22 448.160	2.35
<i>converti €</i>		<i>21 232.68</i>		<i>21 262.97</i>	<i>-0.14</i>	<i>20 678.30</i>	<i>2.68</i>

INDICES MONDE

NIKKEI 225 - ¥	27-nov-20	43 978.460	26-nov-20	43 801.190	0.40	38 352.640	14.67
<i>converti €</i>		<i>353.297</i>		<i>352.610</i>	<i>0.20</i>	<i>314.960</i>	<i>12.17</i>
DJ INDUSTRIALS 30 - \$	27-nov-20	59 170.99	26-nov-20	59 089.64	0.14	55 630.04	6.37
<i>converti €</i>		<i>49 461.67</i>		<i>49 600.97</i>	<i>-0.28</i>	<i>49 612.09</i>	<i>-0.30</i>
NASDAQ COMPOSITE - \$	27-nov-20	14 328.00	26-nov-20	14 203.88	0.87	10 123.98	41.53
<i>converti €</i>		<i>11 976.93</i>		<i>11 923.01</i>	<i>0.45</i>	<i>9 028.79</i>	<i>32.65</i>

DEVISES / EUR

 USD	27-nov-20	1.19630	26-nov-20	1.19130	0.42	1.12130	-6.27
 JPY	27-nov-20	124.4800	26-nov-20	124.2200	0.21	121.7700	-2.18
 CHF	27-nov-20	1.0821	26-nov-20	1.0802	0.17	1.0856	0.33
 GBP	27-nov-20	0.8983	26-nov-20	0.8919	0.72	0.8459	-5.83