

Evolution et comparaison avec leur benchmark des valeurs liquidatives

OPC QUOTIDIENS

OPCVM	Code	Date	Cours Jour	Date	Cours Veille	Perf. En %	2020	
							Actif net	Actif veille
BENCHMARKS								
ODART ACTIONS FRANCAISES -P	FR0010475772	20-nov-20	357.51	19-nov-20	355.52	0.56	365.98	-2.31
ODART ACTIONS FRANCAISES -I	FR0010505438	20-nov-20	14 632.15	19-nov-20	14 550.50	0.56	14 836.43	-1.38
			26 844 199.97		26 698 717.25			
CAC 40			11 699.55		11 654.37	0.39	12 529.62	-6.62
CAC ALL TRADABLE			8 408.55		8 381.13	0.33	8 963.87	-6.20
SBF 120			8 555.74		8 527.68	0.33	9 125.54	-6.24
ODART OPPORT. FRANCE -P	FR0010166140	20-nov-20	614.76	19-nov-20	611.70	0.50	589.13	4.35
ODART OPPORT. FRANCE -I	FR0010505453	20-nov-20	21 236.18	19-nov-20	21 129.74	0.50	20 157.14	5.35
			65 441 219.44		65 127 133.96			
CAC MID 60			20 503.20		20 450.07	0.26	21 580.99	-4.99
ODART MIDCAP EUROPE -P	FR0010789214	20-nov-20	204.75	19-nov-20	203.39	0.67	183.19	11.77
ODART MIDCAP EUROPE -I	FR0010792887	20-nov-20	22 365.60	19-nov-20	22 224.80	0.63	20 364.12	9.83
			30 142 662.67		29 942 610.77			
STOXX EUROPE EX UK MID			1 061.00		1 055.47	0.52	1 061.19	-0.02
ODART EUROPE -P	FR0010418053	20-nov-20	308.38	19-nov-20	306.62	0.57	320.21	-3.69
ODART EUROPE -I	FR0010505446	20-nov-20	12 265.41	19-nov-20	12 194.77	0.58	12 614.56	-2.77
			32 353 626.95		32 168 100.21			
DJ STOXX 50			7 249.57		7 217.33	0.45	7 847.17	-7.62
STOXX EUROPE EX UK LARGE			1 021.56		1 016.77	0.47	1 026.38	-0.47
ODART INVESTISSEMENT	FR0010233932	20-nov-20	203.24	19-nov-20	202.71	0.26	200.35	1.44
			7 643 680.15		7 623 901.06			
MSCI WORLD - EN EURO			326.212		327.402	-0.36	315.181	3.50
ODART MULTIGESTION	FR0010820365	20-nov-20	189.45	19-nov-20	189.59	-0.07	183.83	3.06
			34 402 516.84		34 428 417.54			
ODART COURT TERME	FR0010330282	20-nov-20	104.31	19-nov-20	104.30	0.01	104.78	-0.45
			50 863 494.73		50 889 713.52			
ODART OBLIG C	FR0010105882	20-nov-20	142.55	19-nov-20	142.48	0.05	141.08	1.04
ODART OBLIG D	FR0010307843	20-nov-20	102.95	19-nov-20	102.90	0.05	101.92	
			45 038 284.48		45 015 996.68			
FTSE MTS EUROZONE 3-5 ANS			206.5502		206.4614	0.04	203.8532	1.32





INDICES EUROPE

FTSE 100 - £		20-nov-20	6 054.71	19-nov-20	6 038.40	0.27	6 980.94	-13.27
<i>converti €</i>			<i>6 784.37</i>		<i>6 744.48</i>	<i>0.59</i>	<i>8 252.38</i>	<i>-17.79</i>
DAX 30		20-nov-20	13 137.250	19-nov-20	13 086.160	0.39	13 249.010	-0.84
MSCI EUROPE \$ en EURO		20-nov-20	230.440	19-nov-20	229.300	0.50	244.000	-5.56
SMI		20-nov-20	22 934.850	19-nov-20	22 924.180	0.05	22 448.160	2.17
<i>converti €</i>			<i>21 228.90</i>		<i>21 199.79</i>	<i>0.14</i>	<i>20 678.30</i>	<i>2.66</i>

INDICES MONDE

NIKKEI 225 - ¥		20-nov-20	42 134.230	19-nov-20	42 309.750	-0.41	38 352.640	9.86
<i>converti €</i>			<i>342.110</i>		<i>343.451</i>	<i>-0.39</i>	<i>314.960</i>	<i>8.62</i>
DJ INDUSTRIALS 30 - \$		20-nov-20	57 875.91	19-nov-20	58 310.53	-0.75	55 630.04	4.04
<i>converti €</i>			<i>48 811.60</i>		<i>49 103.60</i>	<i>-0.59</i>	<i>49 612.09</i>	<i>-1.61</i>
NASDAQ COMPOSITE - \$		20-nov-20	13 915.99	19-nov-20	14 008.31	-0.66	10 123.98	37.46
<i>converti €</i>			<i>11 736.52</i>		<i>11 796.47</i>	<i>-0.51</i>	<i>9 028.79</i>	<i>29.99</i>

DEVISES / EUR

 USD		20-nov-20	1.18570	19-nov-20	1.18750	-0.15	1.12130	-5.43
 JPY		20-nov-20	123.1600	19-nov-20	123.1900	-0.02	121.7700	-1.13
 CHF		20-nov-20	1.0804	19-nov-20	1.0813	-0.09	1.0856	0.48
 GBP		20-nov-20	0.8925	19-nov-20	0.8953	-0.32	0.8459	-5.21