

Evolution et comparaison avec leur benchmark des valeurs liquidatives

OPC QUOTIDIENS

OPCVM	Code	Date	Cours Jour	Date	Cours Veille	Perf. En %	2020	
							Actif net	Actif veille
BENCHMARKS								
ODART ACTIONS FRANCAISES -P	FR0010475772	13-nov-20	351.54	12-nov-20	351.34	0.06	365.98	-3.95
ODART ACTIONS FRANCAISES -I	FR0010505438	13-nov-20	14 384.78	12-nov-20	14 376.20	0.06	14 836.43	-3.04
			26 418 230.36		26 403 243.57			
CAC 40			11 453.19		11 415.76	0.33	12 529.62	-8.59
CAC ALL TRADABLE			8 233.92		8 201.99	0.39	8 963.87	-8.14
SBF 120			8 379.59		8 347.76	0.38	9 125.54	-8.17
ODART OPPORT. FRANCE -P	FR0010166140	13-nov-20	610.16	12-nov-20	609.51	0.11	589.13	3.57
ODART OPPORT. FRANCE -I	FR0010505453	13-nov-20	21 072.76	12-nov-20	21 049.78	0.11	20 157.14	4.54
			64 978 941.39		64 878 146.77			
CAC MID 60			19 996.46		19 880.15	0.59	21 580.99	-7.34
ODART MIDCAP EUROPE -P	FR0010789214	13-nov-20	203.79	12-nov-20	203.44	0.17	183.19	11.25
ODART MIDCAP EUROPE -I	FR0010792887	13-nov-20	22 189.08	12-nov-20	22 140.89	0.22	20 364.12	8.96
			29 998 494.11		29 947 300.04			
STOXX EUROPE EX UK MID			1 037.77		1 033.15	0.45	1 061.19	-2.21
ODART EUROPE -P	FR0010418053	13-nov-20	306.90	12-nov-20	307.45	-0.18	320.21	-4.16
ODART EUROPE -I	FR0010505446	13-nov-20	12 204.13	12-nov-20	12 225.45	-0.17	12 614.56	-3.25
			32 204 439.70		32 264 594.84			
DJ STOXX 50			7 212.17		7 224.92	-0.18	7 847.17	-8.09
STOXX EUROPE EX UK LARGE			1 012.67		1 012.68	0.00	1 026.38	-1.34
ODART INVESTISSEMENT	FR0010233932	13-nov-20	200.98	12-nov-20	200.65	0.16	200.35	0.31
			7 558 549.07		7 546 201.20			
MSCI WORLD - EN EURO			325.694		323.358	0.72	315.181	3.34
ODART MULTIGESTION	FR0010820365	13-nov-20	188.66	12-nov-20	188.42	0.13	183.83	2.63
			34 274 148.32		34 138 498.75			
ODART COURT TERME	FR0010330282	13-nov-20	104.30	12-nov-20	104.30	0.00	104.78	-0.46
			51 074 922.18		51 272 478.26			
ODART OBLIG C	FR0010105882	13-nov-20	142.40	12-nov-20	142.37	0.02	141.08	0.94
ODART OBLIG D	FR0010307843	13-nov-20	102.84	12-nov-20	102.81	0.03	101.92	
			45 003 172.39		45 027 584.54			
FTSE MTS EUROZONE 3-5 ANS			206.3835		206.2473	0.07	203.8532	1.24





INDICES EUROPE

FTSE 100 - £		13-nov-20	6 020.66	12-nov-20	6 042.15	-0.36	6 980.94	-13.76
<i>converti €</i>			<i>6 710.50</i>		<i>6 714.40</i>	<i>-0.06</i>	<i>8 252.38</i>	<i>-18.68</i>
DAX 30		13-nov-20	13 076.720	12-nov-20	13 052.950	0.18	13 249.010	-1.30
MSCI EUROPE \$ en EURO		13-nov-20	227.810	12-nov-20	227.760	0.02	244.000	-6.64
SMI		13-nov-20	22 928.210	12-nov-20	22 936.050	-0.03	22 448.160	2.14
<i>converti €</i>			<i>21 228.25</i>		<i>21 228.83</i>	<i>0.00</i>	<i>20 678.30</i>	<i>2.66</i>

INDICES MONDE

NIKKEI 225 - ¥		13-nov-20	41 900.610	12-nov-20	42 123.300	-0.53	38 352.640	9.25
<i>converti €</i>			<i>338.317</i>		<i>339.376</i>	<i>-0.31</i>	<i>314.960</i>	<i>7.42</i>
DJ INDUSTRIALS 30 - \$		13-nov-20	58 269.39	12-nov-20	57 465.10	1.40	55 630.04	4.74
<i>converti €</i>			<i>49 238.96</i>		<i>48 674.49</i>	<i>1.16</i>	<i>49 612.09</i>	<i>-0.75</i>
NASDAQ COMPOSITE - \$		13-nov-20	13 947.82	12-nov-20	13 816.83	0.95	10 123.98	37.77
<i>converti €</i>			<i>11 786.23</i>		<i>11 703.23</i>	<i>0.71</i>	<i>9 028.79</i>	<i>30.54</i>

DEVISES / EUR

 USD		13-nov-20	1.18340	12-nov-20	1.18060	0.24	1.12130	-5.25
 JPY		13-nov-20	123.8500	12-nov-20	124.1200	-0.22	121.7700	-1.68
 CHF		13-nov-20	1.0801	12-nov-20	1.0804	-0.03	1.0856	0.51
 GBP		13-nov-20	0.8972	12-nov-20	0.8999	-0.30	0.8459	-5.71