

Evolution et comparaison avec leur benchmark des valeurs liquidatives

OPC QUOTIDIENS

OPCVM	Code	Date	Cours Jour	Date	Cours Veille	Perf. En %	2020	
							Actif net	Actif veille
BENCHMARKS								
ODART ACTIONS FRANCAISES -P	FR0010475772	06-nov-20	332.09	05-nov-20	332.97	-0.26	365.98	-9.26
ODART ACTIONS FRANCAISES -I	FR0010505438	06-nov-20	13 586.41	05-nov-20	13 622.00	-0.26	14 836.43	-8.43
			24 977 320.67		25 041 479.98			
CAC 40			10 560.64		10 609.84	-0.46	12 529.62	-15.71
CAC ALL TRADABLE			7 589.26		7 625.84	-0.48	8 963.87	-15.34
SBF 120			7 721.24		7 759.26	-0.49	9 125.54	-15.39
ODART OPPORT. FRANCE -P	FR0010166140	06-nov-20	599.12	05-nov-20	600.51	-0.23	589.13	1.70
ODART OPPORT. FRANCE -I	FR0010505453	06-nov-20	20 687.36	05-nov-20	20 734.81	-0.23	20 157.14	2.63
			63 789 625.61		63 935 193.88			
CAC MID 60			18 415.04		18 563.06	-0.80	21 580.99	-14.67
ODART MIDCAP EUROPE -P	FR0010789214	06-nov-20	202.16	05-nov-20	202.56	-0.20	183.19	10.36
ODART MIDCAP EUROPE -I	FR0010792887	06-nov-20	21 852.99	05-nov-20	21 892.13	-0.18	20 364.12	7.31
			29 753 822.37		29 812 667.51			
STOXX EUROPE EX UK MID			987.96		989.25	-0.13	1 061.19	-6.90
ODART EUROPE -P	FR0010418053	06-nov-20	297.88	05-nov-20	298.18	-0.10	320.21	-6.97
ODART EUROPE -I	FR0010505446	06-nov-20	11 842.90	05-nov-20	11 854.49	-0.10	12 614.56	-6.12
			31 268 699.20		31 300 097.84			
DJ STOXX 50			6 852.23		6 868.74	-0.24	7 847.17	-12.68
STOXX EUROPE EX UK LARGE			970.40		972.67	-0.23	1 026.38	-5.45
ODART INVESTISSEMENT	FR0010233932	06-nov-20	196.15	05-nov-20	195.48	0.34	200.35	-2.10
			7 388 994.52		7 363 780.90			
MSCI WORLD - EN EURO			316.473		317.290	-0.26	315.181	0.41
ODART MULTIGESTION	FR0010820365	06-nov-20	186.60	05-nov-20	184.88	0.93	183.83	1.51
			33 800 748.10		33 490 616.56			
ODART COURT TERME	FR0010330282	06-nov-20	104.31	05-nov-20	104.31	0.00	104.78	-0.45
			51 293 418.23		51 296 417.85			
ODART OBLIG C	FR0010105882	06-nov-20	142.45	05-nov-20	142.46	-0.01	141.08	0.97
ODART OBLIG D	FR0010307843	06-nov-20	102.87	05-nov-20	102.88	-0.01	101.92	
			45 079 074.38		45 083 583.83			
FTSE MTS EUROZONE 3-5 ANS			206.6240		206.6627	-0.02	203.8532	1.36





INDICES EUROPE

FTSE 100 - £	06-nov-20	5 624.84	05-nov-20	5 621.19	0.06	6 980.94	-19.43
<i>converti €</i>		<i>6 232.44</i>		<i>6 247.29</i>	<i>-0.24</i>	<i>8 252.38</i>	<i>-24.48</i>
DAX 30	06-nov-20	12 480.020	05-nov-20	12 568.090	-0.70	13 249.010	-5.80
MSCI EUROPE \$ en EURO	06-nov-20	216.220	05-nov-20	216.630	-0.19	244.000	-11.39
SMI	06-nov-20	22 556.650	05-nov-20	22 521.200	0.16	22 448.160	0.48
<i>converti €</i>		<i>21 107.02</i>		<i>21 049.62</i>	<i>0.27</i>	<i>20 678.30</i>	<i>2.07</i>

INDICES MONDE

NIKKEI 225 - ¥	06-nov-20	40 147.040	05-nov-20	39 781.970	0.92	38 352.640	4.68
<i>converti €</i>		<i>327.170</i>		<i>325.043</i>	<i>0.65</i>	<i>314.960</i>	<i>3.88</i>
DJ INDUSTRIALS 30 - \$	06-nov-20	55 944.16	05-nov-20	56 074.20	-0.23	55 630.04	0.56
<i>converti €</i>		<i>47 114.84</i>		<i>47 416.03</i>	<i>-0.64</i>	<i>49 612.09</i>	<i>-5.03</i>
NASDAQ COMPOSITE - \$	06-nov-20	14 124.61	05-nov-20	14 105.94	0.13	10 123.98	39.52
<i>converti €</i>		<i>11 895.41</i>		<i>11 927.90</i>	<i>-0.27</i>	<i>9 028.79</i>	<i>31.75</i>

DEVICES / EUR

 USD	06-nov-20	1.18740	05-nov-20	1.18260	0.41	1.12130	-5.57
 JPY	06-nov-20	122.7100	05-nov-20	122.3900	0.26	121.7700	-0.77
 CHF	06-nov-20	1.0687	05-nov-20	1.0699	-0.11	1.0856	1.58
 GBP	06-nov-20	0.9025	05-nov-20	0.8998	0.30	0.8459	-6.27