

Evolution et comparaison avec leur benchmark des valeurs liquidatives

OPC QUOTIDIENS

OPCVM	Code	Date	Cours Jour	Date	Cours Veille	Perf. En %	2020	
							Cours au 31 déc. 2019	Perf. en %
BENCHMARKS			Actif net		Actif veille			
ODART ACTIONS FRANCAISES -P	FR0010475772	30-oct-20	309.92	29-oct-20	309.61	0.10	365.98	-15.32
ODART ACTIONS FRANCAISES -I	FR0010505438	30-oct-20	12 676.80	29-oct-20	12 663.50	0.11	14 836.43	-14.56
			23 292 464.91		23 267 473.12			
	CAC 40		9 780.15		9 727.84	0.54	12 529.62	-21.94
	CAC ALL TRADABLE		7 048.10		7 015.38	0.47	8 963.87	-21.37
	SBF 120		7 169.10		7 136.59	0.46	9 125.54	-21.44
ODART OPPORT. FRANCE -P	FR0010166140	30-oct-20	569.11	29-oct-20	571.47	-0.41	589.13	-3.40
ODART OPPORT. FRANCE -I	FR0010505453	30-oct-20	19 647.12	29-oct-20	19 727.78	-0.41	20 157.14	-2.53
			60 600 431.35		60 848 512.44			
	CAC MID 60		17 351.78		17 306.57	0.26	21 580.99	-19.60
ODART MIDCAP EUROPE -P	FR0010789214	30-oct-20	190.17	29-oct-20	190.61	-0.23	183.19	3.81
ODART MIDCAP EUROPE -I	FR0010792887	30-oct-20	20 576.54	29-oct-20	20 602.86	-0.13	20 364.12	1.04
			27 993 533.96		28 054 443.16			
	STOXX EUROPE EX UK MID		927.02		924.22	0.30	1 061.19	-12.64
ODART EUROPE -P	FR0010418053	30-oct-20	278.45	29-oct-20	278.93	-0.17	320.21	-13.04
ODART EUROPE -I	FR0010505446	30-oct-20	11 067.89	29-oct-20	11 087.01	-0.17	12 614.56	-12.26
			29 263 536.70		29 320 426.85			
	DJ STOXX 50		6 377.72		6 381.89	-0.07	7 847.17	-18.73
	STOXX EUROPE EX UK LARGE		901.52		900.91	0.07	1 026.38	-12.17
ODART INVESTISSEMENT	FR0010233932	30-oct-20	185.71	29-oct-20	185.45	0.14	200.35	-7.31
			6 995 732.72		6 985 724.19			
	MSCI WORLD - EN EURO		299.420		302.496	-1.02	315.181	-5.00
ODART MULTIGESTION	FR0010820365	30-oct-20	176.94	29-oct-20	176.72	0.12	183.83	-3.75
			32 059 429.86		32 028 966.86			
ODART COURT TERME	FR0010330282	30-oct-20	104.31	29-oct-20	104.32	-0.01	104.78	-0.45
			51 605 417.62		51 611 416.42			
ODART OBLIG C	FR0010105882	30-oct-20	142.12	29-oct-20	142.20	-0.06	141.08	0.74
ODART OBLIG D	FR0010307843	30-oct-20	102.64	29-oct-20	102.69	-0.05	101.92	
			45 000 230.91		44 985 554.82			
	FTSE MTS EUROZONE 3-5 ANS		206.5513		206.4899	0.03	203.8532	1.32





INDICES EUROPE

FTSE 100 - £	30-oct-20	5 305.32	29-oct-20	5 309.57	-0.08	6 980.94	-24.00
<i>converti €</i>		<i>5 897.42</i>		<i>5 880.38</i>	<i>0.29</i>	<i>8 252.38</i>	<i>-28.54</i>
DAX 30	30-oct-20	11 556.480	29-oct-20	11 598.070	-0.36	13 249.010	-12.77
MSCI EUROPE \$ en EURO	30-oct-20	202.230	29-oct-20	201.910	0.16	244.000	-17.12
SMI	30-oct-20	20 949.620	29-oct-20	20 881.850	0.32	22 448.160	-6.68
<i>converti €</i>		<i>19 614.65</i>		<i>19 541.68</i>	<i>0.37</i>	<i>20 678.30</i>	<i>-5.14</i>

INDICES MONDE

NIKKEI 225 - ¥	30-oct-20	37 921.070	29-oct-20	38 502.030	-1.51	38 352.640	-1.13
<i>converti €</i>		<i>311.007</i>		<i>315.280</i>	<i>-1.36</i>	<i>314.960</i>	<i>-1.26</i>
DJ INDUSTRIALS 30 - \$	30-oct-20	52 341.21	29-oct-20	52 652.30	-0.59	55 630.04	-5.91
<i>converti €</i>		<i>44 939.65</i>		<i>45 102.19</i>	<i>-0.36</i>	<i>49 612.09</i>	<i>-9.42</i>
NASDAQ COMPOSITE - \$	30-oct-20	12 906.66	29-oct-20	13 254.14	-2.62	10 123.98	27.49
<i>converti €</i>		<i>11 081.53</i>		<i>11 353.55</i>	<i>-2.40</i>	<i>9 028.79</i>	<i>22.74</i>

DEVISES / EUR

 USD	30-oct-20	1.16470	29-oct-20	1.16740	-0.23	1.12130	-3.73
 JPY	30-oct-20	121.9300	29-oct-20	122.1200	-0.16	121.7700	-0.13
 CHF	30-oct-20	1.0681	29-oct-20	1.0686	-0.05	1.0856	1.64
 GBP	30-oct-20	0.8996	29-oct-20	0.9029	-0.37	0.8459	-5.97