

## Evolution et comparaison avec leur benchmark des valeurs liquidatives

### OPC QUOTIDIENS

OPCVM	Code	Date	Cours Jour	Date	Cours Veille	Perf. En %	2020	
							Actif net	Actif veille
BENCHMARKS								
ODART ACTIONS FRANCAISES -P	FR0010475772	16-oct-20	330.01	15-oct-20	324.42	1.72	365.98	-9.83
ODART ACTIONS FRANCAISES -I	FR0010505438	16-oct-20	13 492.70	15-oct-20	13 264.07	1.72	14 836.43	-9.06
			<b>24 914 221.71</b>		<b>24 481 411.18</b>			
CAC 40			10 507.39		10 297.82	2.04	12 529.62	-16.14
CAC ALL TRADABLE			7 570.82		7 436.14	1.81	8 963.87	-15.54
SBF 120			7 703.72		7 565.85	1.82	9 125.54	-15.58
ODART OPPORT. FRANCE -P	FR0010166140	16-oct-20	597.95	15-oct-20	592.05	1.00	589.13	1.50
ODART OPPORT. FRANCE -I	FR0010505453	16-oct-20	20 634.16	15-oct-20	20 429.99	1.00	20 157.14	2.37
			<b>63 706 893.05</b>		<b>63 090 017.06</b>			
CAC MID 60			18 869.96		18 760.54	0.58	21 580.99	-12.56
ODART MIDCAP EUROPE -P	FR0010789214	16-oct-20	201.34	15-oct-20	199.91	0.72	183.19	9.91
ODART MIDCAP EUROPE -I	FR0010792887	16-oct-20	21 815.82	15-oct-20	21 652.65	0.75	20 364.12	7.13
			<b>29 634 437.97</b>		<b>29 430 620.76</b>			
STOXX EUROPE EX UK MID			999.41		989.33	1.02	1 061.19	-5.82
ODART EUROPE -P	FR0010418053	16-oct-20	300.99	15-oct-20	296.73	1.44	320.21	-6.00
ODART EUROPE -I	FR0010505446	16-oct-20	11 959.01	15-oct-20	11 789.31	1.44	12 614.56	-5.20
			<b>31 667 602.29</b>		<b>31 210 110.53</b>			
DJ STOXX 50			6 898.10		6 797.91	1.47	7 847.17	-12.09
STOXX EUROPE EX UK LARGE			972.18		959.01	1.37	1 026.38	-5.28
ODART INVESTISSEMENT	FR0010233932	16-oct-20	195.47	15-oct-20	194.59	0.45	200.35	-2.44
			<b>7 418 016.08</b>		<b>7 384 795.61</b>			
MSCI WORLD - EN EURO			316.610		316.616	0.00	315.181	0.45
ODART MULTIGESTION	FR0010820365	16-oct-20	185.38	15-oct-20	186.66	-0.69	183.83	0.84
			<b>33 900 339.90</b>		<b>34 133 193.64</b>			
ODART COURT TERME	FR0010330282	16-oct-20	104.33	15-oct-20	104.33	0.00	104.78	-0.43
			<b>51 799 142.90</b>		<b>52 635 544.21</b>			
ODART OBLIG C	FR0010105882	16-oct-20	142.27	15-oct-20	142.22	0.04	141.08	0.84
ODART OBLIG D	FR0010307843	16-oct-20	102.74	15-oct-20	102.71	0.03	101.92	
			<b>44 965 824.41</b>		<b>44 950 295.02</b>			
FTSE MTS EUROZONE 3-5 ANS			206.5170		206.2767	0.12	203.8532	1.31





### INDICES EUROPE

FTSE 100 - £	16-oct-20	5 627.64	15-oct-20	5 544.87	1.49	6 980.94	-19.39
<i>converti €</i>		<i>6 201.46</i>		<i>6 113.22</i>	<i>1.44</i>	<i>8 252.38</i>	<i>-24.85</i>
DAX 30	16-oct-20	12 908.990	15-oct-20	12 703.750	1.62	13 249.010	-2.57
MSCI EUROPE \$ en EURO	16-oct-20	216.790	15-oct-20	213.970	1.32	244.000	-11.15
SMI	16-oct-20	22 304.390	15-oct-20	22 000.280	1.38	22 448.160	-0.64
<i>converti €</i>		<i>20 804.01</i>		<i>20 547.38</i>	<i>1.25</i>	<i>20 678.30</i>	<i>0.61</i>

### INDICES MONDE

NIKKEI 225 - ¥	16-oct-20	38 631.620	15-oct-20	38 791.030	-0.41	38 352.640	0.73
<i>converti €</i>		<i>312.857</i>		<i>314.225</i>	<i>-0.44</i>	<i>314.960</i>	<i>-0.67</i>
DJ INDUSTRIALS 30 - \$	16-oct-20	56 481.36	15-oct-20	56 260.00	0.39	55 630.04	1.53
<i>converti €</i>		<i>48 200.51</i>		<i>48 052.61</i>	<i>0.31</i>	<i>49 612.09</i>	<i>-2.85</i>
NASDAQ COMPOSITE - \$	16-oct-20	13 837.99	15-oct-20	13 892.17	-0.39	10 123.98	36.69
<i>converti €</i>		<i>11 809.17</i>		<i>11 865.54</i>	<i>-0.48</i>	<i>9 028.79</i>	<i>30.79</i>

### DEVISES / EUR

 USD	16-oct-20	1.17180	15-oct-20	1.17080	0.09	1.12130	-4.31
 JPY	16-oct-20	123.4800	15-oct-20	123.4500	0.02	121.7700	-1.38
 CHF	16-oct-20	1.0721	15-oct-20	1.0707	0.13	1.0856	1.26
 GBP	16-oct-20	0.9075	15-oct-20	0.9070	0.05	0.8459	-6.78