

Evolution et comparaison avec leur benchmark des valeurs liquidatives

OPC QUOTIDIENS

OPCVM	Code	Date	Cours Jour	Date	Cours Veille	Perf. En %	2020	
							Actif net	Actif veille
BENCHMARKS								
ODART ACTIONS FRANCAISES -P	FR0010475772	09-oct-20	330.56	08-oct-20	328.26	0.70	365.98	-9.68
ODART ACTIONS FRANCAISES -I	FR0010505438	09-oct-20	13 512.64	08-oct-20	13 417.98	0.71	14 836.43	-8.92
			24 926 261.80		24 749 080.98			
CAC 40			10 530.68		10 456.46	0.71	12 529.62	-15.95
CAC ALL TRADABLE			7 607.04		7 561.18	0.61	8 963.87	-15.14
SBF 120			7 739.81		7 692.89	0.61	9 125.54	-15.19
ODART OPPORT. FRANCE -P	FR0010166140	09-oct-20	600.60	08-oct-20	598.15	0.41	589.13	1.95
ODART OPPORT. FRANCE -I	FR0010505453	09-oct-20	20 721.14	08-oct-20	20 636.06	0.41	20 157.14	2.80
			64 050 534.66		63 779 202.53			
CAC MID 60			19 204.67		19 215.09	-0.05	21 580.99	-11.01
ODART MIDCAP EUROPE -P	FR0010789214	09-oct-20	199.85	08-oct-20	198.76	0.55	183.19	9.09
ODART MIDCAP EUROPE -I	FR0010792887	09-oct-20	21 696.29	08-oct-20	21 579.14	0.54	20 364.12	6.54
			29 356 663.26		29 195 846.77			
STOXX EUROPE EX UK MID			1 002.97		997.37	0.56	1 061.19	-5.49
ODART EUROPE -P	FR0010418053	09-oct-20	301.76	08-oct-20	299.81	0.65	320.21	-5.76
ODART EUROPE -I	FR0010505446	09-oct-20	11 987.33	08-oct-20	11 909.42	0.65	12 614.56	-4.97
			31 745 521.72		31 530 550.55			
DJ STOXX 50			6 973.12		6 928.46	0.64	7 847.17	-11.14
STOXX EUROPE EX UK LARGE			977.72		972.24	0.56	1 026.38	-4.74
ODART INVESTISSEMENT	FR0010233932	09-oct-20	194.66	08-oct-20	193.15	0.78	200.35	-2.84
			7 332 031.10		7 275 116.76			
MSCI WORLD - EN EURO			315.033		314.160	0.28	315.181	-0.05
ODART MULTIGESTION	FR0010820365	09-oct-20	185.61	08-oct-20	184.50	0.60	183.83	0.97
			33 878 845.33		33 677 155.62			
ODART COURT TERME	FR0010330282	09-oct-20	104.31	08-oct-20	104.31	0.00	104.78	-0.45
			54 577 855.79		54 571 964.72			
ODART OBLIG C	FR0010105882	09-oct-20	142.02	08-oct-20	141.96	0.04	141.08	0.67
ODART OBLIG D	FR0010307843	09-oct-20	102.56	08-oct-20	102.52	0.04	101.92	
			44 806 923.77		44 781 548.32			
FTSE MTS EUROZONE 3-5 ANS			206.1069		205.9197	0.09	203.8532	1.11





INDICES EUROPE

FTSE 100 - £		09-oct-20	5 718.30	08-oct-20	5 681.59	0.65	6 980.94	-18.09
<i>converti €</i>			<i>6 306.16</i>		<i>6 250.92</i>	<i>0.88</i>	<i>8 252.38</i>	<i>-23.58</i>
DAX 30		09-oct-20	13 051.230	08-oct-20	13 042.210	0.07	13 249.010	-1.49
MSCI EUROPE \$ en EURO		09-oct-20	218.430	08-oct-20	217.220	0.56	244.000	-10.48
SMI		09-oct-20	22 551.090	08-oct-20	22 442.300	0.48	22 448.160	0.46
<i>converti €</i>			<i>20 953.59</i>		<i>20 809.58</i>	<i>0.69</i>	<i>20 678.30</i>	<i>1.33</i>

INDICES MONDE

NIKKEI 225 - ¥		09-oct-20	38 976.610	08-oct-20	39 021.790	-0.12	38 352.640	1.63
<i>converti €</i>			<i>311.988</i>		<i>312.976</i>	<i>-0.32</i>	<i>314.960</i>	<i>-0.94</i>
DJ INDUSTRIALS 30 - \$		09-oct-20	56 443.04	08-oct-20	56 124.37	0.57	55 630.04	1.46
<i>converti €</i>			<i>47 727.92</i>		<i>47 728.86</i>	<i>0.00</i>	<i>49 612.09</i>	<i>-3.80</i>
NASDAQ COMPOSITE - \$		09-oct-20	13 690.50	08-oct-20	13 486.29	1.51	10 123.98	35.23
<i>converti €</i>			<i>11 576.61</i>		<i>11 468.91</i>	<i>0.94</i>	<i>9 028.79</i>	<i>28.22</i>

DEVISES / EUR

 USD		09-oct-20	1.18260	08-oct-20	1.17590	0.57	1.12130	-5.18
 JPY		09-oct-20	124.9300	08-oct-20	124.6800	0.20	121.7700	-2.53
 CHF		09-oct-20	1.0762	08-oct-20	1.0785	-0.21	1.0856	0.87
 GBP		09-oct-20	0.9068	08-oct-20	0.9089	-0.24	0.8459	-6.71