

Evolution et comparaison avec leur benchmark des valeurs liquidatives

OPC QUOTIDIENS

OPCVM	Code	Date	Cours Jour	Date	Cours Veille	Perf. En %	2020	
							Actif net	Actif veille
BENCHMARKS								
ODART ACTIONS FRANCAISES -P	FR0010475772	02-oct-20	324.10	01-oct-20	324.26	-0.05	365.98	-11.44
ODART ACTIONS FRANCAISES -I	FR0010505438	02-oct-20	13 245.75	01-oct-20	13 251.77	-0.05	14 836.43	-10.72
			24 432 768.57		24 452 034.90			
CAC 40			10 271.14		10 269.34	0.02	12 529.62	-18.03
CAC ALL TRADABLE			7 403.07		7 404.77	-0.02	8 963.87	-17.41
SBF 120			7 532.37		7 533.35	-0.01	9 125.54	-17.46
ODART OPPORT. FRANCE -P	FR0010166140	02-oct-20	588.98	01-oct-20	591.17	-0.37	589.13	-0.03
ODART OPPORT. FRANCE -I	FR0010505453	02-oct-20	20 316.38	01-oct-20	20 391.06	-0.37	20 157.14	0.79
			62 738 574.69		62 994 477.47			
CAC MID 60			18 582.28		18 684.39	-0.55	21 580.99	-13.90
ODART MIDCAP EUROPE -P	FR0010789214	02-oct-20	196.17	01-oct-20	196.41	-0.12	183.19	7.09
ODART MIDCAP EUROPE -I	FR0010792887	02-oct-20	21 262.84	01-oct-20	21 275.75	-0.06	20 364.12	4.41
			28 819 720.62		28 856 705.57			
STOXX EUROPE EX UK MID			973.79		971.90	0.19	1 061.19	-8.24
ODART EUROPE -P	FR0010418053	02-oct-20	298.65	01-oct-20	298.36	0.10	320.21	-6.73
ODART EUROPE -I	FR0010505446	02-oct-20	11 861.34	01-oct-20	11 849.45	0.10	12 614.56	-5.97
			31 412 820.34		31 398 237.29			
DJ STOXX 50			6 872.82		6 853.06	0.29	7 847.17	-12.42
STOXX EUROPE EX UK LARGE			957.09		957.19	-0.01	1 026.38	-6.75
ODART INVESTISSEMENT	FR0010233932	02-oct-20	191.37	01-oct-20	191.43	-0.03	200.35	-4.48
			7 219 301.36		7 221 552.42			
MSCI WORLD - EN EURO			306.561		308.292	-0.56	315.181	-2.73
ODART MULTIGESTION	FR0010820365	02-oct-20	183.27	01-oct-20	182.39	0.48	183.83	-0.30
			33 406 321.77		33 264 127.33			
ODART COURT TERME	FR0010330282	02-oct-20	104.30	01-oct-20	104.30	0.00	104.78	-0.46
			54 637 296.17		54 646 567.86			
ODART OBLIG C	FR0010105882	02-oct-20	141.87	01-oct-20	141.81	0.04	141.08	0.56
ODART OBLIG D	FR0010307843	02-oct-20	102.46	01-oct-20	102.41	0.05	101.92	
			44 870 255.01		44 873 661.96			
FTSE MTS EUROZONE 3-5 ANS			205.8614		205.6839	0.09	203.8532	0.99





INDICES EUROPE

FTSE 100 - £		02-oct-20	5 608.92	01-oct-20	5 587.37	0.39	6 980.94	-19.65
<i>converti €</i>			<i>6 193.87</i>		<i>6 131.21</i>	<i>1.02</i>	<i>8 252.38</i>	<i>-24.94</i>
DAX 30		02-oct-20	12 689.040	01-oct-20	12 730.770	-0.33	13 249.010	-4.23
MSCI EUROPE \$ en EURO		02-oct-20	213.870	01-oct-20	213.310	0.26	244.000	-12.35
SMI		02-oct-20	22 403.310	01-oct-20	22 372.100	0.14	22 448.160	-0.20
<i>converti €</i>			<i>20 773.04</i>		<i>20 735.07</i>	<i>0.18</i>	<i>20 678.30</i>	<i>0.46</i>

INDICES MONDE

NIKKEI 225 - ¥		02-oct-20	38 003.350	01-oct-20	38 259.490	-0.67	38 352.640	-0.91
<i>converti €</i>			<i>307.994</i>		<i>308.619</i>	<i>-0.20</i>	<i>314.960</i>	<i>-2.21</i>
DJ INDUSTRIALS 30 - \$		02-oct-20	54 640.56	01-oct-20	54 905.23	-0.48	55 630.04	-1.78
<i>converti €</i>			<i>46 637.56</i>		<i>46 735.81</i>	<i>-0.21</i>	<i>49 612.09</i>	<i>-6.00</i>
NASDAQ COMPOSITE - \$		02-oct-20	13 140.20	01-oct-20	13 522.54	-2.83	10 123.98	29.79
<i>converti €</i>			<i>11 215.60</i>		<i>11 510.50</i>	<i>-2.56</i>	<i>9 028.79</i>	<i>24.22</i>

DEVISES / EUR

 USD		02-oct-20	1.17160	01-oct-20	1.17480	-0.27	1.12130	-4.29
 JPY		02-oct-20	123.3900	01-oct-20	123.9700	-0.47	121.7700	-1.31
 CHF		02-oct-20	1.0785	01-oct-20	1.0790	-0.04	1.0856	0.66
 GBP		02-oct-20	0.9056	01-oct-20	0.9113	-0.63	0.8459	-6.58