

## Evolution et comparaison avec leur benchmark des valeurs liquidatives

### OPC QUOTIDIENS

OPCVM	Code	Date	Cours Jour	Date	Cours Veille	Perf. En %	2020	
							Actif net	Actif veille
BENCHMARKS								
ODART ACTIONS FRANCAISES -P	FR0010475772	30-sept-20	322.55	29-sept-20	324.69	-0.66	365.98	-11.87
ODART ACTIONS FRANCAISES -I	FR0010505438	30-sept-20	13 181.65	29-sept-20	13 268.56	-0.66	14 836.43	-11.15
			<b>24 323 367.55</b>		<b>24 484 444.95</b>			
CAC 40			10 225.49		10 286.44	-0.59	12 529.62	-18.39
CAC ALL TRADABLE			7 379.58		7 403.69	-0.33	8 963.87	-17.67
SBF 120			7 506.53		7 532.86	-0.35	9 125.54	-17.74
ODART OPPORT. FRANCE -P	FR0010166140	30-sept-20	590.93	29-sept-20	588.87	0.35	589.13	0.31
ODART OPPORT. FRANCE -I	FR0010505453	30-sept-20	20 382.31	29-sept-20	20 310.74	0.35	20 157.14	1.12
			<b>62 969 074.51</b>		<b>62 749 579.44</b>			
CAC MID 60			18 750.99		18 547.37	1.10	21 580.99	-13.11
ODART MIDCAP EUROPE -P	FR0010789214	30-sept-20	195.18	29-sept-20	195.88	-0.36	183.19	6.55
ODART MIDCAP EUROPE -I	FR0010792887	30-sept-20	21 156.69	29-sept-20	21 216.20	-0.28	20 364.12	3.89
			<b>28 676 281.44</b>		<b>28 777 839.78</b>			
STOXX EUROPE EX UK MID			968.95		968.85	0.01	1 061.19	-8.69
ODART EUROPE -P	FR0010418053	30-sept-20	296.75	29-sept-20	297.81	-0.36	320.21	-7.33
ODART EUROPE -I	FR0010505446	30-sept-20	11 785.08	29-sept-20	11 826.92	-0.35	12 614.56	-6.58
			<b>31 234 403.32</b>		<b>31 346 099.60</b>			
DJ STOXX 50			6 853.69		6 886.18	-0.47	7 847.17	-12.66
STOXX EUROPE EX UK LARGE			954.17		957.27	-0.32	1 026.38	-7.04
ODART INVESTISSEMENT	FR0010233932	30-sept-20	190.43	29-sept-20	191.02	-0.31	200.35	-4.95
			<b>7 183 688.48</b>		<b>7 206 146.92</b>			
MSCI WORLD - EN EURO			306.840		305.728	0.36	315.181	-2.65
ODART MULTIGESTION	FR0010820365	30-sept-20	182.13	29-sept-20	182.08	0.03	183.83	-0.92
			<b>33 215 871.48</b>		<b>33 257 984.81</b>			
ODART COURT TERME	FR0010330282	30-sept-20	104.29	29-sept-20	104.29	0.00	104.78	-0.47
			<b>54 641 051.23</b>		<b>54 762 226.02</b>			
ODART OBLIG C	FR0010105882	30-sept-20	141.68	29-sept-20	141.70	-0.01	141.08	0.43
ODART OBLIG D	FR0010307843	30-sept-20	102.31	29-sept-20	102.33	-0.02	101.92	
			<b>44 839 744.13</b>		<b>45 017 779.68</b>			
FTSE MTS EUROZONE 3-5 ANS			205.7531		205.8106	-0.03	203.8532	0.93





### INDICES EUROPE

FTSE 100 - £	30-sept-20	5 569.85	29-sept-20	5 599.67	-0.53	6 980.94	-20.21
<i>converti €</i>		<i>6 139.88</i>		<i>6 132.53</i>	<i>0.12</i>	<i>8 252.38</i>	<i>-25.60</i>
DAX 30	30-sept-20	12 760.730	29-sept-20	12 825.820	-0.51	13 249.010	-3.69
MSCI EUROPE \$ en EURO	30-sept-20	212.890	29-sept-20	213.250	-0.17	244.000	-12.75
SMI	30-sept-20	22 260.390	29-sept-20	22 352.820	-0.41	22 448.160	-0.84
<i>converti €</i>		<i>20 621.97</i>		<i>20 702.04</i>	<i>-0.39</i>	<i>20 678.30</i>	<i>-0.27</i>

### INDICES MONDE

NIKKEI 225 - ¥	30-sept-20	38 259.490	29-sept-20	38 843.620	-1.50	38 352.640	-0.24
<i>converti €</i>		<i>309.418</i>		<i>313.053</i>	<i>-1.16</i>	<i>314.960</i>	<i>-1.76</i>
DJ INDUSTRIALS 30 - \$	30-sept-20	54 832.48	29-sept-20	54 183.06	1.20	55 630.04	-1.43
<i>converti €</i>		<i>46 781.40</i>		<i>46 136.80</i>	<i>1.40</i>	<i>49 612.09</i>	<i>-5.71</i>
NASDAQ COMPOSITE - \$	30-sept-20	13 328.02	29-sept-20	13 217.00	0.84	10 123.98	31.65
<i>converti €</i>		<i>11 371.06</i>		<i>11 254.26</i>	<i>1.04</i>	<i>9 028.79</i>	<i>25.94</i>

### DEVISES / EUR

 USD	30-sept-20	1.17210	29-sept-20	1.17440	-0.20	1.12130	-4.33
 JPY	30-sept-20	123.6500	29-sept-20	124.0800	-0.35	121.7700	-1.52
 CHF	30-sept-20	1.0795	29-sept-20	1.0797	-0.03	1.0856	0.57
 GBP	30-sept-20	0.9072	29-sept-20	0.9131	-0.65	0.8459	-6.75