

Evolution et comparaison avec leur benchmark des valeurs liquidatives

OPC QUOTIDIENS

OPCVM	Code	Date	Cours Jour	Date	Cours Veille	Perf. En %	2020	
							Actif net	Actif veille
BENCHMARKS								
ODART ACTIONS FRANCAISES -P	FR0010475772	25-sept-20	318.68	24-sept-20	319.12	-0.14	365.98	-12.92
ODART ACTIONS FRANCAISES -I	FR0010505438	25-sept-20	13 021.50	24-sept-20	13 039.25	-0.14	14 836.43	-12.23
			24 034 198.12		24 067 671.78			
CAC 40			10 068.43		10 127.29	-0.58	12 529.62	-19.64
CAC ALL TRADABLE			7 250.74		7 282.32	-0.43	8 963.87	-19.11
SBF 120			7 377.78		7 409.95	-0.43	9 125.54	-19.15
ODART OPPORT. FRANCE -P	FR0010166140	25-sept-20	579.31	24-sept-20	579.38	-0.01	589.13	-1.67
ODART OPPORT. FRANCE -I	FR0010505453	25-sept-20	19 978.64	24-sept-20	19 980.23	-0.01	20 157.14	-0.89
			61 726 510.80		61 748 942.82			
CAC MID 60			18 137.14		18 123.26	0.08	21 580.99	-15.96
ODART MIDCAP EUROPE -P	FR0010789214	25-sept-20	191.61	24-sept-20	191.33	0.15	183.19	4.60
ODART MIDCAP EUROPE -I	FR0010792887	25-sept-20	20 766.36	24-sept-20	20 738.39	0.13	20 364.12	1.98
			28 157 015.22		28 116 225.66			
STOXX EUROPE EX UK MID			949.11		948.26	0.09	1 061.19	-10.56
ODART EUROPE -P	FR0010418053	25-sept-20	293.17	24-sept-20	293.11	0.02	320.21	-8.44
ODART EUROPE -I	FR0010505446	25-sept-20	11 641.20	24-sept-20	11 638.63	0.02	12 614.56	-7.72
			30 856 986.62		30 850 962.20			
DJ STOXX 50			6 801.56		6 813.83	-0.18	7 847.17	-13.32
STOXX EUROPE EX UK LARGE			940.60		943.33	-0.29	1 026.38	-8.36
ODART INVESTISSEMENT	FR0010233932	25-sept-20	187.19	24-sept-20	187.08	0.06	200.35	-6.57
			7 061 473.61		7 057 592.50			
MSCI WORLD - EN EURO			304.183		300.139	1.35	315.181	-3.49
ODART MULTIGESTION	FR0010820365	25-sept-20	179.20	24-sept-20	179.00	0.11	183.83	-2.52
			32 732 939.20		32 705 996.91			
ODART COURT TERME	FR0010330282	25-sept-20	104.30	24-sept-20	104.30	0.00	104.78	-0.46
			54 682 704.54		54 705 391.61			
ODART OBLIG C	FR0010105882	25-sept-20	141.62	24-sept-20	141.57	0.04	141.08	0.38
ODART OBLIG D	FR0010307843	25-sept-20	102.27	24-sept-20	102.24	0.03	101.92	
			44 994 127.78		44 998 598.47			
FTSE MTS EUROZONE 3-5 ANS			205.7237		205.7561	-0.02	203.8532	0.92





INDICES EUROPE

FTSE 100 - £		25-sept-20	5 547.60	24-sept-20	5 528.72	0.34	6 980.94	-20.53
<i>converti €</i>			<i>6 079.76</i>		<i>6 037.83</i>	<i>0.69</i>	<i>8 252.38</i>	<i>-26.33</i>
DAX 30		25-sept-20	12 469.200	24-sept-20	12 606.570	-1.09	13 249.010	-5.89
MSCI EUROPE \$ en EURO		25-sept-20	209.790	24-sept-20	210.010	-0.10	244.000	-14.02
SMI		25-sept-20	22 324.370	24-sept-20	22 314.010	0.05	22 448.160	-0.55
<i>converti €</i>			<i>20 667.65</i>		<i>20 631.70</i>	<i>0.17</i>	<i>20 678.30</i>	<i>-0.05</i>

INDICES MONDE

NIKKEI 225 - ¥		25-sept-20	38 060.890	24-sept-20	37 869.310	0.51	38 352.640	-0.76
<i>converti €</i>			<i>309.740</i>		<i>307.780</i>	<i>0.64</i>	<i>314.960</i>	<i>-1.66</i>
DJ INDUSTRIALS 30 - \$		25-sept-20	53 632.97	24-sept-20	52 925.37	1.34	55 630.04	-3.59
<i>converti €</i>			<i>46 112.09</i>		<i>45 343.87</i>	<i>1.69</i>	<i>49 612.09</i>	<i>-7.05</i>
NASDAQ COMPOSITE - \$		25-sept-20	13 015.72	24-sept-20	12 718.47	2.34	10 123.98	28.56
<i>converti €</i>			<i>11 190.54</i>		<i>10 896.56</i>	<i>2.70</i>	<i>9 028.79</i>	<i>23.94</i>

DEVISES / EUR

 USD		25-sept-20	1.16310	24-sept-20	1.16720	-0.35	1.12130	-3.59
 JPY		25-sept-20	122.8800	24-sept-20	123.0400	-0.13	121.7700	-0.90
 CHF		25-sept-20	1.0802	24-sept-20	1.0815	-0.13	1.0856	0.50
 GBP		25-sept-20	0.9125	24-sept-20	0.9157	-0.35	0.8459	-7.29