

Evolution et comparaison avec leur benchmark des valeurs liquidatives

OPC QUOTIDIENS

OPCVM	Code	Date	Cours Jour	Date	Cours Veille	Perf. En %	2020	
							Actif net	Actif veille
BENCHMARKS								
ODART ACTIONS FRANCAISES -P	FR0010475772	29-mai-20	313.53	28-mai-20	316.73	-1.01	365.98	-14.33
ODART ACTIONS FRANCAISES -I	FR0010505438	29-mai-20	12 766.55	28-mai-20	12 896.11	-1.00	14 836.43	-13.95
			23 522 053.69		23 761 456.22			
CAC 40			9 923.07		10 083.59	-1.59	12 529.62	-20.80
CAC ALL TRADABLE			7 131.34		7 243.38	-1.55	8 963.87	-20.44
SBF 120			7 257.06		7 373.03	-1.57	9 125.54	-20.48
ODART OPPORT. FRANCE -P	FR0010166140	29-mai-20	548.53	28-mai-20	546.96	0.29	589.13	-6.89
ODART OPPORT. FRANCE -I	FR0010505453	29-mai-20	18 850.84	28-mai-20	18 796.54	0.29	20 157.14	-6.48
			59 231 489.04		59 054 194.99			
CAC MID 60			17 645.35		17 808.27	-0.91	21 580.99	-18.24
ODART MIDCAP EUROPE -P	FR0010789214	29-mai-20	180.51	28-mai-20	179.61	0.50	183.19	-1.46
ODART MIDCAP EUROPE -I	FR0010792887	29-mai-20	19 617.93	28-mai-20	19 572.79	0.23	20 364.12	-3.66
			26 645 513.18		26 516 617.81			
STOXX EUROPE EX UK MID			917.05		925.76	-0.94	1 061.19	-13.58
ODART EUROPE -P	FR0010418053	29-mai-20	287.24	28-mai-20	288.82	-0.55	320.21	-10.30
ODART EUROPE -I	FR0010505446	29-mai-20	11 365.90	28-mai-20	11 428.03	-0.54	12 614.56	-9.90
			30 532 869.49		30 700 571.27			
DJ STOXX 50			6 776.75		6 877.07	-1.46	7 847.17	-13.64
STOXX EUROPE EX UK LARGE			903.53		914.12	-1.16	1 026.38	-11.97
ODART INVESTISSEMENT	FR0010233932	29-mai-20	183.25	28-mai-20	182.88	0.20	200.35	-8.54
			6 945 685.83		6 931 308.45			
MSCI WORLD - EN EURO			291.987		293.816	-0.62	315.181	-7.36
ODART MULTIGESTION	FR0010820365	29-mai-20	173.90	28-mai-20	172.61	0.75	183.83	-5.40
			32 360 385.02		32 129 651.27			
ODART COURT TERME	FR0010330282	29-mai-20	103.94	28-mai-20	103.90	0.04	104.78	-0.80
			59 058 757.88		59 046 348.27			
ODART OBLIG C	FR0010105882	29-mai-20	140.30	28-mai-20	140.22	0.06	141.08	-0.55
ODART OBLIG D	FR0010307843	29-mai-20	101.32	28-mai-20	101.26	0.06	101.92	
			42 661 053.79		42 658 631.67			
FTSE MTS EUROZONE 3-5 ANS			203.7302		203.6532	0.04	203.8532	-0.06





INDICES EUROPE

FTSE 100 - £		29-mai-20	5 708.44	28-mai-20	5 842.01	-2.29	6 980.94	-18.23
<i>converti €</i>			<i>6 346.38</i>		<i>6 498.20</i>	<i>-2.34</i>	<i>8 252.38</i>	<i>-23.10</i>
DAX 30		29-mai-20	11 586.850	28-mai-20	11 781.130	-1.65	13 249.010	-12.55
MSCI EUROPE \$ en EURO		29-mai-20	206.350	28-mai-20	209.580	-1.54	244.000	-15.43
SMI		29-mai-20	21 467.700	28-mai-20	21 674.140	-0.95	22 448.160	-4.37
<i>converti €</i>			<i>20 111.20</i>		<i>20 294.71</i>	<i>-0.90</i>	<i>20 678.30</i>	<i>-2.74</i>

INDICES MONDE

NIKKEI 225 - ¥		29-mai-20	35 827.130	28-mai-20	35 889.830	-0.17	38 352.640	-6.58
<i>converti €</i>			<i>299.133</i>		<i>300.988</i>	<i>-0.62</i>	<i>314.960</i>	<i>-5.03</i>
DJ INDUSTRIALS 30 - \$		29-mai-20	49 865.08	28-mai-20	49 873.61	-0.02	55 630.04	-10.36
<i>converti €</i>			<i>44 919.45</i>		<i>45 024.47</i>	<i>-0.23</i>	<i>49 612.09</i>	<i>-9.46</i>
NASDAQ COMPOSITE - \$		29-mai-20	11 125.59	28-mai-20	10 963.85	1.48	10 123.98	9.89
<i>converti €</i>			<i>10 022.15</i>		<i>9 897.85</i>	<i>1.26</i>	<i>9 028.79</i>	<i>11.00</i>

DEVISES / EUR

 USD		29-mai-20	1.11010	28-mai-20	1.10770	0.22	1.12130	1.01
 JPY		29-mai-20	119.7700	28-mai-20	119.2400	0.44	121.7700	1.67
 CHF		29-mai-20	1.0675	28-mai-20	1.0680	-0.05	1.0856	1.70
 GBP		29-mai-20	0.8995	28-mai-20	0.8990	0.05	0.8459	-5.95