

## Evolution et comparaison avec leur benchmark des valeurs liquidatives

### OPC QUOTIDIENS

OPCVM	Code	Date	Cours Jour	Date	Cours Veille	Perf. En %	2020	
							Actif net	Actif veille
BENCHMARKS								
ODART ACTIONS FRANCAISES -P	FR0010475772	30-avr-20	300.56	29-avr-20	305.52	-1.62	365.98	-17.88
ODART ACTIONS FRANCAISES -I	FR0010505438	30-avr-20	12 227.72	29-avr-20	12 429.45	-1.62	14 836.43	-17.58
			<b>22 607 992.15</b>		<b>22 975 524.60</b>			
CAC 40			9 616.63		9 824.70	-2.12	12 529.62	-23.25
CAC ALL TRADABLE			6 905.01		7 044.07	-1.97	8 963.87	-22.97
SBF 120			7 029.76		7 173.30	-2.00	9 125.54	-22.97
ODART OPPORT. FRANCE -P	FR0010166140	30-avr-20	513.35	29-avr-20	517.63	-0.83	589.13	-12.86
ODART OPPORT. FRANCE -I	FR0010505453	30-avr-20	17 626.79	29-avr-20	17 773.41	-0.82	20 157.14	-12.55
			<b>55 594 021.67</b>		<b>56 049 640.58</b>			
CAC MID 60			16 784.02		16 996.35	-1.25	21 580.99	-22.23
ODART MIDCAP EUROPE -P	FR0010789214	30-avr-20	166.54	29-avr-20	168.20	-0.99	183.19	-9.09
ODART MIDCAP EUROPE -I	FR0010792887	30-avr-20	18 216.45	29-avr-20	18 405.45	-1.03	20 364.12	-10.55
			<b>24 604 560.33</b>		<b>24 850 672.09</b>			
STOXX EUROPE EX UK MID			871.96		883.39	-1.29	1 061.19	-17.83
ODART EUROPE -P	FR0010418053	30-avr-20	275.52	29-avr-20	279.59	-1.46	320.21	-13.96
ODART EUROPE -I	FR0010505446	30-avr-20	10 892.85	29-avr-20	11 053.62	-1.45	12 614.56	-13.65
			<b>29 260 153.23</b>		<b>29 683 525.95</b>			
DJ STOXX 50			6 654.69		6 806.97	-2.24	7 847.17	-15.20
STOXX EUROPE EX UK LARGE			867.06		883.98	-1.91	1 026.38	-15.52
ODART INVESTISSEMENT	FR0010233932	30-avr-20	175.33	29-avr-20	174.94	0.22	200.35	-12.49
			<b>6 650 632.78</b>		<b>6 635 638.83</b>			
MSCI WORLD - EN EURO			282.868		287.929	-1.76	315.181	-10.25
ODART MULTIGESTION	FR0010820365	30-avr-20	168.30	29-avr-20	167.57	0.44	183.83	-8.45
			<b>31 492 906.32</b>		<b>31 355 350.87</b>			
ODART COURT TERME	FR0010330282	30-avr-20	103.86	29-avr-20	103.81	0.05	104.78	-0.88
			<b>57 983 972.90</b>		<b>57 857 010.12</b>			
ODART OBLIG C	FR0010105882	30-avr-20	140.32	29-avr-20	140.02	0.21	141.08	-0.54
ODART OBLIG D	FR0010307843	30-avr-20	101.34	29-avr-20	101.12	0.22	101.92	
			<b>42 933 253.07</b>		<b>42 841 651.52</b>			
FTSE MTS EUROZONE 3-5 ANS			202.2167		202.5709	-0.17	203.8532	-0.80





### INDICES EUROPE

FTSE 100 - £		30-avr-20	5 524.05	29-avr-20	5 723.82	-3.49	6 980.94	-20.87
<i>converti €</i>			<i>6 350.65</i>		<i>6 561.68</i>	<i>-3.22</i>	<i>8 252.38</i>	<i>-23.04</i>
DAX 30		30-avr-20	10 861.640	29-avr-20	11 107.740	-2.22	13 249.010	-18.02
MSCI EUROPE \$ en EURO		30-avr-20	200.440	29-avr-20	204.890	-2.17	244.000	-17.85
SMI		30-avr-20	20 951.890	29-avr-20	21 447.060	-2.31	22 448.160	-6.67
<i>converti €</i>			<i>19 807.79</i>		<i>20 246.83</i>	<i>-2.17</i>	<i>20 678.30</i>	<i>-4.21</i>

### INDICES MONDE

NIKKEI 225 - ¥		30-avr-20	33 069.060	29-avr-20	32 377.180	2.14	38 352.640	-13.78
<i>converti €</i>			<i>281.631</i>		<i>279.090</i>	<i>0.91</i>	<i>314.960</i>	<i>-10.58</i>
DJ INDUSTRIALS 30 - \$		30-avr-20	47 700.28	29-avr-20	48 264.83	-1.17	55 630.04	-14.25
<i>converti €</i>			<i>43 542.02</i>		<i>44 389.62</i>	<i>-1.91</i>	<i>49 612.09</i>	<i>-12.24</i>
NASDAQ COMPOSITE - \$		30-avr-20	10 465.21	29-avr-20	10 444.22	0.20	10 123.98	3.37
<i>converti €</i>			<i>9 552.91</i>		<i>9 605.65</i>	<i>-0.55</i>	<i>9 028.79</i>	<i>5.80</i>

### DEVISES / EUR

 USD		30-avr-20	1.09550	29-avr-20	1.08730	0.75	1.12130	2.36
 JPY		30-avr-20	117.4200	29-avr-20	116.0100	1.22	121.7700	3.70
 CHF		30-avr-20	1.0578	29-avr-20	1.0593	-0.14	1.0856	2.63
 GBP		30-avr-20	0.8698	29-avr-20	0.8723	-0.28	0.8459	-2.75