

Evolution et comparaison avec leur benchmark des valeurs liquidatives

OPC QUOTIDIENS

OPCVM	Code	Date	Cours Jour	Date	Cours Veille	Perf. En %	2020	
							Actif net	Actif veille
BENCHMARKS								
ODART ACTIONS FRANCAISES -P	FR0010475772	31-mars-20	291.82	30-mars-20	291.60	0.08	365.98	-20.26
ODART ACTIONS FRANCAISES -I	FR0010505438	31-mars-20	11 861.86	30-mars-20	11 852.29	0.08	14 836.43	-20.05
			21 895 708.26		21 872 843.79			
CAC 40			9 242.21		9 205.18	0.40	12 529.62	-26.24
CAC ALL TRADABLE			6 579.08		6 540.14	0.60	8 963.87	-26.60
SBF 120			6 701.91		6 663.50	0.58	9 125.54	-26.56
ODART OPPORT. FRANCE -P	FR0010166140	31-mars-20	475.70	30-mars-20	469.09	1.41	589.13	-19.25
ODART OPPORT. FRANCE -I	FR0010505453	31-mars-20	16 319.85	30-mars-20	16 092.53	1.41	20 157.14	-19.04
			51 464 410.84		50 747 941.61			
CAC MID 60			15 180.31		14 912.47	1.80	21 580.99	-29.66
ODART MIDCAP EUROPE -P	FR0010789214	31-mars-20	157.29	30-mars-20	154.58	1.75	183.19	-14.14
ODART MIDCAP EUROPE -I	FR0010792887	31-mars-20	17 122.44	30-mars-20	16 817.11	1.82	20 364.12	-15.92
			23 251 210.18		22 885 340.89			
STOXX EUROPE EX UK MID			801.01		783.01	2.30	1 061.19	-24.52
ODART EUROPE -P	FR0010418053	31-mars-20	265.35	30-mars-20	262.70	1.01	320.21	-17.13
ODART EUROPE -I	FR0010505446	31-mars-20	10 481.65	30-mars-20	10 376.51	1.01	12 614.56	-16.91
			28 196 916.69		27 914 777.18			
DJ STOXX 50			6 354.64		6 283.81	1.13	7 847.17	-19.02
STOXX EUROPE EX UK LARGE			819.05		809.08	1.23	1 026.38	-20.20
ODART INVESTISSEMENT	FR0010233932	31-mars-20	163.01	30-mars-20	161.87	0.70	200.35	-18.64
			6 185 024.14		6 141 645.93			
MSCI WORLD - EN EURO			254.556		255.655	-0.43	315.181	-19.23
ODART MULTIGESTION	FR0010820365	31-mars-20	156.06	30-mars-20	154.01	1.33	183.83	-15.11
			29 650 715.95		29 308 174.16			
ODART COURT TERME	FR0010330282	31-mars-20	103.79	30-mars-20	103.87	-0.08	104.78	-0.94
			59 357 045.15		59 406 117.06			
ODART OBLIG C	FR0010105882	31-mars-20	139.54	30-mars-20	139.56	-0.01	141.08	-1.09
ODART OBLIG D	FR0010307843	31-mars-20	100.81	30-mars-20	100.82	-0.01	101.92	
			43 098 720.01		43 120 916.69			
FTSE MTS EUROZONE 3-5 ANS			203.1377		203.3647	-0.11	203.8532	-0.35





INDICES EUROPE

FTSE 100 - £		31-mars-20	5 316.82	30-mars-20	5 215.37	1.95	6 980.94	-23.84
<i>converti €</i>			<i>5 985.86</i>		<i>5 861.22</i>	<i>2.13</i>	<i>8 252.38</i>	<i>-27.47</i>
DAX 30		31-mars-20	9 935.840	30-mars-20	9 815.970	1.22	13 249.010	-25.01
MSCI EUROPE \$ en EURO		31-mars-20	188.880	30-mars-20	185.910	1.60	244.000	-22.59
SMI		31-mars-20	19 985.390	30-mars-20	19 690.220	1.50	22 448.160	-10.97
<i>converti €</i>			<i>18 846.85</i>		<i>18 598.49</i>	<i>1.34</i>	<i>20 678.30</i>	<i>-8.86</i>

INDICES MONDE

NIKKEI 225 - ¥		31-mars-20	30 978.960	30-mars-20	31 254.490	-0.88	38 352.640	-19.23
<i>converti €</i>			<i>261.117</i>		<i>262.422</i>	<i>-0.50</i>	<i>314.960</i>	<i>-17.09</i>
DJ INDUSTRIALS 30 - \$		31-mars-20	42 904.67	30-mars-20	43 707.91	-1.84	55 630.04	-22.87
<i>converti €</i>			<i>38 894.63</i>		<i>39 561.83</i>	<i>-1.69</i>	<i>49 612.09</i>	<i>-21.60</i>
NASDAQ COMPOSITE - \$		31-mars-20	9 081.82	30-mars-20	9 168.37	-0.94	10 123.98	-10.29
<i>converti €</i>			<i>8 233.00</i>		<i>8 298.67</i>	<i>-0.79</i>	<i>9 028.79</i>	<i>-8.81</i>

DEVISES / EUR

 USD		31-mars-20	1.10310	30-mars-20	1.10480	-0.15	1.12130	1.65
 JPY		31-mars-20	118.6400	30-mars-20	119.1000	-0.39	121.7700	2.64
 CHF		31-mars-20	1.0604	30-mars-20	1.0587	0.16	1.0856	2.37
 GBP		31-mars-20	0.8882	30-mars-20	0.8898	-0.18	0.8459	-4.76