

## Evolution et comparaison avec leur benchmark des valeurs liquidatives

### OPC QUOTIDIENS

OPCVM	Code	Date	Cours Jour	Date	Cours Veille	Perf. En %	2019	
							Actif net	Actif veille
BENCHMARKS								
ODART ACTIONS FRANCAISES -P	FR0010475772	29-nov-19	362.57	28-nov-19	362.53	0.01	287.19	26.25
ODART ACTIONS FRANCAISES -I	FR0010505438	29-nov-19	14 684.11	28-nov-19	14 682.05	0.01	11 517.87	27.49
			<b>26 363 827.63</b>		<b>26 307 623.60</b>			
CAC 40			12 368.39		12 384.21	-0.13	9 694.99	27.58
CAC ALL TRADABLE			8 845.01		8 862.46	-0.20	7 011.75	26.15
SBF 120			9 007.79		9 025.13	-0.19	7 128.27	26.37
ODART OPPORT. FRANCE -P	FR0010166140	29-nov-19	588.61	28-nov-19	589.49	-0.15	472.65	24.53
ODART OPPORT. FRANCE -I	FR0010505453	29-nov-19	20 120.16	28-nov-19	20 149.54	-0.15	15 998.53	25.76
			<b>64 909 305.39</b>		<b>64 992 225.89</b>			
CAC MID 60			21 198.46		21 317.68	-0.56	17 687.55	19.85
ODART MIDCAP EUROPE -P	FR0010789214	29-nov-19	182.05	28-nov-19	182.07	-0.01	148.54	22.56
ODART MIDCAP EUROPE -I	FR0010792887	29-nov-19	20 217.91	28-nov-19	20 219.99	-0.01	16 335.43	23.77
			<b>28 169 223.08</b>		<b>28 210 076.90</b>			
STOXX EUROPE EX UK MID			1 043.42		1 047.96	-0.43	851.24	22.58
ODART EUROPE -P	FR0010418053	29-nov-19	318.53	28-nov-19	318.84	-0.10	257.22	23.84
ODART EUROPE -I	FR0010505446	29-nov-19	12 536.73	28-nov-19	12 548.34	-0.09	10 024.69	25.06
			<b>33 931 157.70</b>		<b>33 949 424.11</b>			
DJ STOXX 50			7 708.50		7 737.80	-0.38	6 161.18	25.11
STOXX EUROPE EX UK LARGE			1 010.10		1 012.74	-0.26	802.71	25.84
ODART INVESTISSEMENT	FR0010233932	29-nov-19	198.73	28-nov-19	198.83	-0.05	156.99	26.59
			<b>7 913 006.37</b>		<b>7 916 801.41</b>			
MSCI WORLD - EN EURO			311.536		313.354	-0.58	242.410	28.52
ODART MULTIGESTION	FR0010820365	29-nov-19	182.52	28-nov-19	182.85	-0.18	150.64	21.16
			<b>35 016 783.61</b>		<b>35 059 330.60</b>			
ODART COURT TERME	FR0010330282	29-nov-19	104.83	28-nov-19	104.83	0.00	104.64	0.18
			<b>54 146 406.61</b>		<b>54 197 157.42</b>			
ODART OBLIG C	FR0010105882	29-nov-19	141.38	28-nov-19	141.41	-0.02	138.85	1.82
ODART OBLIG D	FR0010307843	29-nov-19	102.14	28-nov-19	102.16	-0.02	100.81	
			<b>40 731 020.10</b>		<b>40 726 140.57</b>			
FTSE MTS EUROZONE 3-5 ANS			204.2303		204.2689	-0.02	201.1555	1.53





### INDICES EUROPE

FTSE 100 - £	29-nov-19	6 792.10	28-nov-19	6 856.73	-0.94	5 950.360	14.15
<i>converti €</i>		7 972.60		8 040.26	-0.84	6 619.234	20.45
DAX 30	29-nov-19	13 236.380	28-nov-19	13 245.580	-0.07	10 558.960	25.36
MSCI EUROPE \$ en EURO	29-nov-19	239.060	28-nov-19	240.180	-0.47	193.570	23.50
SMI	29-nov-19	22 186.610	28-nov-19	22 262.520	-0.34	17 246.270	28.65
<i>converti €</i>		20 135.42		20 246.20	-0.55	15 322.799	31.41

### INDICES MONDE

NIKKEI 225 - ¥	29-nov-19	37 701.260	28-nov-19	37 887.760	-0.49	31 769.860	18.67
<i>converti €</i>		312.588		314.291	-0.54	252.482	23.81
DJ INDUSTRIALS 30 - \$	29-nov-19	54 631.59	28-nov-19	54 821.67	-0.35	44 706.18	22.20
<i>converti €</i>		49 583.94		49 797.14	-0.43	38 986.814	27.18
NASDAQ COMPOSITE - \$	29-nov-19	9 735.23	28-nov-19	9 782.63	-0.48	7 259.55	34.10
<i>converti €</i>		8 835.75		8 886.03	-0.57	6 330.819	39.57

### DEVISES / EUR

 USD	29-nov-19	1.10180	28-nov-19	1.10090	0.08	1.14670	4.08
 JPY	29-nov-19	120.6100	28-nov-19	120.5500	0.05	125.8300	4.33
 CHF	29-nov-19	1.1019	28-nov-19	1.0996	0.21	1.1255	2.15
 GBP	29-nov-19	0.8519	28-nov-19	0.8528	-0.10	0.8990	5.52