

## Evolution et comparaison avec leur benchmark des valeurs liquidatives

### OPC QUOTIDIENS

OPCVM	Code	Date	Cours Jour	Date	Cours Veille	Perf. En %	2019	
							Actif net	Actif veille
BENCHMARKS								
ODART ACTIONS FRANCAISES -P	FR0010475772	29-mars-19	325.77	28-mars-19	322.85	0.90	287.19	13.43
ODART ACTIONS FRANCAISES -I	FR0010505438	29-mars-19	13 098.72	28-mars-19	12 981.15	0.91	11 517.87	13.73
			<b>23 493 798.50</b>		<b>23 241 633.25</b>			
CAC 40			10 985.03		10 874.19	1.02	9 694.99	13.31
CAC ALL TRADABLE			7 901.55		7 821.01	1.03	7 011.75	12.69
SBF 120			8 037.99		7 955.66	1.03	7 128.27	12.76
ODART OPPORT. FRANCE -P	FR0010166140	29-mars-19	541.44	28-mars-19	535.74	1.06	472.65	14.55
ODART OPPORT. FRANCE -I	FR0010505453	29-mars-19	18 374.43	28-mars-19	18 180.72	1.07	15 998.53	14.85
			<b>64 485 008.17</b>		<b>63 830 964.46</b>			
CAC MID 60			19 711.10		19 465.98	1.26	17 687.55	11.44
ODART MIDCAP EUROPE -P	FR0010789214	29-mars-19	171.81	28-mars-19	169.74	1.22	148.54	15.67
ODART MIDCAP EUROPE -I	FR0010792887	29-mars-19	18 943.87	28-mars-19	18 714.77	1.22	16 335.43	15.97
			<b>30 349 721.61</b>		<b>30 011 869.02</b>			
DJ STOXX MID 200			904.67		898.03	0.74	804.09	12.51
ODART EUROPE -P	FR0010418053	29-mars-19	289.74	28-mars-19	287.70	0.71	257.22	12.64
ODART EUROPE -I	FR0010505446	29-mars-19	11 321.33	28-mars-19	11 241.25	0.71	10 024.69	12.93
			<b>32 214 647.97</b>		<b>32 008 040.82</b>			
DJ STOXX 50			7 019.66		6 979.45	0.58	6 161.18	13.93
STOXX EUROPE EX UK LARGE			904.89		897.72	0.80	802.71	12.73
ODART INVESTISSEMENT	FR0010233932	29-mars-19	176.59	28-mars-19	175.62	0.55	156.99	12.48
			<b>7 659 725.97</b>		<b>7 617 626.86</b>			
MSCI WORLD - EN EURO			277.594		275.733	0.67	242.410	14.51
ODART MULTIGESTION	FR0010820365	29-mars-19	167.88	28-mars-19	167.36	0.31	150.64	11.44
			<b>33 892 341.06</b>		<b>33 760 578.66</b>			
ODART COURT TERME	FR0010330282	29-mars-19	104.98	28-mars-19	104.97	0.01	104.64	0.32
			<b>53 344 467.38</b>		<b>53 347 982.87</b>			
ODART OBLIG C	FR0010105882	29-mars-19	141.17	28-mars-19	141.13	0.03	138.85	1.67
ODART OBLIG D	FR0010307843	29-mars-19	102.50	28-mars-19	102.46	0.04	100.81	
			<b>41 991 598.85</b>		<b>41 983 639.81</b>			
FTSE MTS EUROZONE 3-5 ANS			202.5757		202.5948	-0.01	201.1555	0.71





### INDICES EUROPE

FTSE 100 - £		29-mars-19	6 515.26	28-mars-19	6 475.11	0.62	5 950.360	9.49
<i>converti €</i>			<i>7 570.25</i>		<i>7 526.83</i>	<i>0.58</i>	<i>6 619.234</i>	<i>14.37</i>
DAX 30		29-mars-19	11 526.040	28-mars-19	11 428.160	0.86	10 558.960	9.16
MSCI EUROPE \$ en EURO		29-mars-19	218.430	28-mars-19	217.040	0.64	193.570	12.84
SMI		29-mars-19	19 621.280	28-mars-19	19 472.410	0.76	17 246.270	13.77
<i>converti €</i>			<i>17 576.28</i>		<i>17 424.98</i>	<i>0.87</i>	<i>15 322.799</i>	<i>14.71</i>

### INDICES MONDE

NIKKEI 225 - ¥		29-mars-19	33 960.150	28-mars-19	33 682.940	0.82	31 769.860	6.89
<i>converti €</i>			<i>273.101</i>		<i>271.287</i>	<i>0.67</i>	<i>252.482</i>	<i>8.17</i>
DJ INDUSTRIALS 30 - \$		29-mars-19	49 898.17	28-mars-19	49 491.70	0.82	44 706.18	11.61
<i>converti €</i>			<i>44 480.45</i>		<i>44 106.32</i>	<i>0.85</i>	<i>38 986.814</i>	<i>14.09</i>
NASDAQ COMPOSITE - \$		29-mars-19	8 485.66	28-mars-19	8 418.62	0.80	7 259.55	16.89
<i>converti €</i>			<i>7 564.33</i>		<i>7 502.56</i>	<i>0.82</i>	<i>6 330.819</i>	<i>19.48</i>

### DEVISES / EUR

 USD		29-mars-19	1.12180	28-mars-19	1.12210	0.03	1.14670	2.22
 JPY		29-mars-19	124.3500	28-mars-19	124.1600	-0.15	125.8300	1.19
 CHF		29-mars-19	1.1164	28-mars-19	1.1175	0.10	1.1255	0.82
 GBP		29-mars-19	0.8606	28-mars-19	0.8603	-0.04	0.8990	4.45