

Evolution et comparaison avec leur benchmark des valeurs liquidatives

OPC QUOTIDIENS

OPCVM	Code	Date	Cours Jour	Date	Cours Veille	Perf. En %	2018	
							Actif net	Actif veille
BENCHMARKS								
ODART ACTIONS FRANCAISES -P	FR0010475772	30-nov-18	303.89	29-nov-18	304.13	-0.08	318.17	-4.49
ODART ACTIONS FRANCAISES -I	FR0010505438	30-nov-18	12 176.44	29-nov-18	12 185.48	-0.07	12 622.61	-3.53
			22 086 366.77		22 110 105.64			
CAC 40			10 236.08		10 240.84	-0.05	10 639.79	-3.79
CAC ALL TRADABLE			7 444.39		7 455.17	-0.14	7 793.56	-4.48
SBF 120			7 562.75		7 573.52	-0.14	7 894.03	-4.20
ODART OPPORT. FRANCE -P	FR0010166140	30-nov-18	507.60	29-nov-18	512.43	-0.94	589.77	-13.93
ODART OPPORT. FRANCE -I	FR0010505453	30-nov-18	17 165.66	29-nov-18	17 328.62	-0.94	19 747.79	-13.08
			64 684 633.29		65 324 515.76			
CAC MID 60			19 153.19		19 343.16	-0.98	21 847.84	-12.33
ODART MIDCAP EUROPE -P	FR0010789214	30-nov-18	161.26	29-nov-18	162.21	-0.59	185.07	-12.87
ODART MIDCAP EUROPE -I	FR0010792887	30-nov-18	17 718.57	29-nov-18	17 822.28	-0.58	20 133.28	-11.99
			31 781 506.15		31 972 831.12			
DJ STOXX MID 200			850.18		856.66	-0.76	904.47	-6.00
ODART EUROPE -P	FR0010418053	30-nov-18	273.36	29-nov-18	273.76	-0.15	288.84	-5.36
ODART EUROPE -I	FR0010505446	30-nov-18	10 643.95	29-nov-18	10 659.20	-0.14	11 135.93	-4.42
			29 768 469.66		29 817 944.05			
DJ STOXX 50			6 542.96		6 532.68	0.16	6 861.77	-4.65
DJ STOXX 600			748.52		749.78	-0.17	793.07	-5.62
ODART INVESTISSEMENT	FR0010233932	30-nov-18	167.68	29-nov-18	167.58	0.06	173.56	-3.39
			7 767 294.97		7 762 593.96			
MSCI WORLD - EN EURO			264.887		262.539	0.89	252.796	4.78
ODART MULTIGESTION	FR0010820365	30-nov-18	161.93	29-nov-18	161.38	0.34	169.82	-4.65
			34 677 027.28		34 596 767.60			
ODART COURT TERME	FR0010330282	30-nov-18	104.91	29-nov-18	104.90	0.01	105.32	-0.39
			46 102 087.19		46 158 426.70			
ODART OBLIG C	FR0010105882	30-nov-18	138.99	29-nov-18	139.00	-0.01	142.76	-2.64
ODART OBLIG D	FR0010307843	30-nov-18	100.91	29-nov-18	100.92	-0.01	104.37	
			42 368 395.23		42 385 281.87			
FTSE MTS EUROZONE 3-5 ANS			199.9571		199.8568	0.05	201.6368	-0.83





INDICES EUROPE

FTSE 100 - £		30-nov-18	6 165.84	29-nov-18	6 217.70	-0.83	6 519.850	-5.43
<i>converti €</i>			<i>6 947.97</i>		<i>6 979.12</i>	<i>-0.45</i>	<i>7 337.629</i>	<i>-5.31</i>
DAX 30		30-nov-18	11 257.240	29-nov-18	11 298.230	-0.36	12 917.640	-12.85
MSCI EUROPE \$ en EURO		30-nov-18	204.900	29-nov-18	205.230	-0.16	216.450	-5.34
SMI		30-nov-18	18 491.190	29-nov-18	18 445.830	0.25	18 553.040	-0.33
<i>converti €</i>			<i>16 351.30</i>		<i>16 257.56</i>	<i>0.58</i>	<i>15 869.778</i>	<i>3.03</i>

INDICES MONDE

NIKKEI 225 - ¥		30-nov-18	35 411.410	29-nov-18	35 268.920	0.40	35 413.760	-0.01
<i>converti €</i>			<i>275.704</i>		<i>272.789</i>	<i>1.07</i>	<i>262.674</i>	<i>4.96</i>
DJ INDUSTRIALS 30 - \$		30-nov-18	48 917.63	29-nov-18	48 514.71	0.83	46 631.94	4.90
<i>converti €</i>			<i>43 224.91</i>		<i>42 582.91</i>	<i>1.51</i>	<i>39 045.416</i>	<i>10.70</i>
NASDAQ COMPOSITE - \$		30-nov-18	7 962.59	29-nov-18	7 897.72	0.82	7 256.87	9.72
<i>converti €</i>			<i>7 035.95</i>		<i>6 932.08</i>	<i>1.50</i>	<i>6 076.254</i>	<i>15.79</i>

DEVISES / EUR

 USD		30-nov-18	1.13170	29-nov-18	1.13930	0.67	1.19430	5.53
 JPY		30-nov-18	128.4400	29-nov-18	129.2900	0.66	134.8200	4.97
 CHF		30-nov-18	1.1309	29-nov-18	1.1346	0.33	1.1691	3.38
 GBP		30-nov-18	0.8874	29-nov-18	0.8909	0.39	0.8886	0.13