

Evolution et comparaison avec leur benchmark des valeurs liquidatives

OPC QUOTIDIENS

OPCVM	Code	Date	Cours Jour	Date	Cours Veille	Perf. En %	2018	
							Actif net	Actif veille
BENCHMARKS								
ODART ACTIONS FRANCAISES -P	FR0010475772	28-sept-18	339.21	27-sept-18	341.38	-0.64	318.17	6.61
ODART ACTIONS FRANCAISES -I	FR0010505438	28-sept-18	13 566.30	27-sept-18	13 652.43	-0.63	12 622.61	7.48
			24 295 384.38		24 454 694.11			
CAC 40			11 227.98		11 323.87	-0.85	10 639.79	5.53
CAC ALL TRADABLE			8 191.48		8 254.54	-0.76	7 793.56	5.11
SBF 120			8 315.46		8 379.18	-0.76	7 894.03	5.34
ODART OPPORT. FRANCE -P	FR0010166140	28-sept-18	583.65	27-sept-18	583.96	-0.05	589.77	-1.04
ODART OPPORT. FRANCE -I	FR0010505453	28-sept-18	19 701.03	27-sept-18	19 710.94	-0.05	19 747.79	-0.24
			75 607 590.62		75 728 186.96			
CAC MID 60			21 622.37		21 673.16	-0.23	21 847.84	-1.03
ODART MIDCAP EUROPE -P	FR0010789214	28-sept-18	181.46	27-sept-18	182.12	-0.36	185.07	-1.95
ODART MIDCAP EUROPE -I	FR0010792887	28-sept-18	19 899.90	27-sept-18	19 972.03	-0.36	20 133.28	-1.16
			36 284 854.44		36 441 759.00			
DJ STOXX MID 200			938.78		945.31	-0.69	904.47	3.79
ODART EUROPE -P	FR0010418053	28-sept-18	298.82	27-sept-18	300.83	-0.67	288.84	3.46
ODART EUROPE -I	FR0010505446	28-sept-18	11 613.90	27-sept-18	11 691.51	-0.66	11 135.93	4.29
			32 582 229.21		32 812 888.62			
DJ STOXX 50			6 817.61		6 878.34	-0.88	6 861.77	-0.64
DJ STOXX 600			800.24		806.93	-0.83	793.07	0.90
ODART INVESTISSEMENT	FR0010233932	28-sept-18	184.84	27-sept-18	185.41	-0.31	173.56	6.50
			8 606 503.65		8 649 373.90			
MSCI WORLD - EN EURO			275.549		274.670	0.32	252.796	9.00
ODART MULTIGESTION	FR0010820365	28-sept-18	173.66	27-sept-18	173.07	0.34	169.82	2.26
			37 631 406.78		37 513 924.12			
ODART COURT TERME	FR0010330282	28-sept-18	105.02	27-sept-18	105.16	-0.13	105.32	-0.28
			46 596 623.92		46 665 278.58			
ODART OBLIG C	FR0010105882	28-sept-18	139.81	27-sept-18	140.25	-0.31	142.76	-2.07
ODART OBLIG D	FR0010307843	28-sept-18	101.50	27-sept-18	101.83	-0.32	104.37	
			43 446 234.07		43 603 631.14			
FTSE MTS EUROZONE 3-5 ANS			198.6054		199.2702	-0.33	201.6368	-1.50





INDICES EUROPE

FTSE 100 - £	28-sept-18	6 585.47	27-sept-18	6 616.38	-0.47	6 519.850	1.01
<i>converti €</i>		7 396.33		7 433.22	-0.50	7 337.629	0.80
DAX 30	28-sept-18	12 246.730	27-sept-18	12 435.590	-1.52	12 917.640	-5.19
MSCI EUROPE \$ en EURO	28-sept-18	218.270	27-sept-18	220.090	-0.83	216.450	0.84
SMI	28-sept-18	18 593.960	27-sept-18	18 643.540	-0.27	18 553.040	0.22
<i>converti €</i>		16 313.35		16 387.91	-0.45	15 869.778	2.80

INDICES MONDE

NIKKEI 225 - ¥	28-sept-18	38 173.510	27-sept-18	37 661.840	1.36	35 413.760	7.79
<i>converti €</i>		289.347		285.339	1.40	262.674	10.15
DJ INDUSTRIALS 30 - \$	28-sept-18	50 498.63	27-sept-18	50 463.56	0.07	46 631.94	8.29
<i>converti €</i>		43 518.30		43 349.85	0.39	39 045.416	11.46
NASDAQ COMPOSITE - \$	28-sept-18	8 721.55	27-sept-18	8 723.74	-0.03	7 256.87	20.18
<i>converti €</i>		7 515.99		7 493.98	0.29	6 076.254	23.69

DEVISES / EUR

 USD	28-sept-18	1.16040	27-sept-18	1.16410	0.32	1.19430	2.92
 JPY	28-sept-18	131.9300	27-sept-18	131.9900	0.05	134.8200	2.19
 CHF	28-sept-18	1.1398	27-sept-18	1.1376	-0.19	1.1691	2.57
 GBP	28-sept-18	0.8904	27-sept-18	0.8901	-0.03	0.8886	-0.20