

## Evolution et comparaison avec leur benchmark des valeurs liquidatives

### OPC QUOTIDIENS

OPCVM	Code	Date	Cours Jour	Date	Cours Veille	Perf. En %	2018	
							Actif net	Actif veille
BENCHMARKS								
ODART ACTIONS FRANCAISES -P	FR0010475772	29-mars-18	314.38	28-mars-18	312.83	0.50	318.17	-1.19
ODART ACTIONS FRANCAISES -I	FR0010505438	29-mars-18	12 505.50	28-mars-18	12 443.66	0.50	12 622.61	-0.93
			<b>22 508 093.32</b>		<b>22 400 880.76</b>			
CAC 40			10 365.48		10 291.54	0.72	10 639.79	-2.58
CAC ALL TRADABLE			7 615.66		7 572.83	0.57	7 793.56	-2.28
SBF 120			7 712.21		7 667.73	0.58	7 894.03	-2.30
ODART OPPORT. FRANCE -P	FR0010166140	29-mars-18	573.41	28-mars-18	571.76	0.29	589.77	-2.77
ODART OPPORT. FRANCE -I	FR0010505453	29-mars-18	19 250.92	28-mars-18	19 194.97	0.29	19 747.79	-2.52
			<b>76 853 513.22</b>		<b>76 725 357.05</b>			
CAC MID 60			21 087.60		21 084.51	0.01	21 847.84	-3.48
ODART MIDCAP EUROPE -P	FR0010789214	29-mars-18	179.72	28-mars-18	178.53	0.67	185.07	-2.89
ODART MIDCAP EUROPE -I	FR0010792887	29-mars-18	19 603.12	28-mars-18	19 472.99	0.67	20 133.28	-2.63
			<b>36 931 089.17</b>		<b>36 695 861.33</b>			
DJ STOXX MID 200			883.81		880.73	0.35	904.47	-2.28
ODART EUROPE -P	FR0010418053	29-mars-18	279.23	28-mars-18	278.08	0.41	288.84	-3.33
ODART EUROPE -I	FR0010505446	29-mars-18	10 794.00	28-mars-18	10 748.97	0.42	11 135.93	-3.07
			<b>31 330 980.27</b>		<b>31 206 692.15</b>			
DJ STOXX 50			6 454.65		6 429.22	0.40	6 861.77	-5.93
DJ STOXX 600			760.10		756.62	0.46	793.07	-4.16
ODART INVESTISSEMENT	FR0010233932	29-mars-18	170.99	28-mars-18	169.68	0.77	173.56	-1.48
			<b>9 728 369.26</b>		<b>9 653 495.80</b>			
MSCI WORLD - EN EURO			243.507		240.364	1.31	252.796	-3.67
ODART MULTIGESTION	FR0010820365	29-mars-18	163.93	28-mars-18	163.13	0.49	169.82	-3.47
			<b>36 533 149.17</b>		<b>36 344 543.60</b>			
ODART COURT TERME	FR0010330282	29-mars-18	105.30	28-mars-18	105.29	0.01	105.32	-0.02
			<b>43 374 815.76</b>		<b>43 412 087.87</b>			
ODART OBLIG C	FR0010105882	29-mars-18	141.44	28-mars-18	141.34	0.07	142.76	-0.92
ODART OBLIG D	FR0010307843	29-mars-18	103.40	28-mars-18	103.33	0.07	104.37	
			<b>43 784 266.64</b>		<b>43 760 385.82</b>			
FTSE MTS EUROZONE 3-5 ANS			202.4207		202.2458	0.09	201.6368	0.39





### INDICES EUROPE

FTSE 100 - £	29-mars-18	6 049.76	28-mars-18	6 036.23	0.22	6 519.850	-7.21
<i>converti €</i>		<i>6 895.10</i>		<i>6 903.52</i>	<i>-0.12</i>	<i>7 337.629</i>	<i>-6.03</i>
DAX 30	29-mars-18	12 096.730	28-mars-18	11 940.710	1.31	12 917.640	-6.35
MSCI EUROPE \$ en EURO	29-mars-18	207.140	28-mars-18	206.210	0.45	216.450	-4.30
SMI	29-mars-18	17 524.460	28-mars-18	17 554.830	-0.17	18 553.040	-5.54
<i>converti €</i>		<i>14 896.56</i>		<i>14 907.80</i>	<i>-0.08</i>	<i>15 869.778</i>	<i>-6.13</i>

### INDICES MONDE

NIKKEI 225 - ¥	29-mars-18	33 186.850	28-mars-18	32 986.260	0.61	35 413.760	-6.29
<i>converti €</i>		<i>253.509</i>		<i>250.865</i>	<i>1.05</i>	<i>262.674</i>	<i>-3.49</i>
DJ INDUSTRIALS 30 - \$	29-mars-18	45 641.74	28-mars-18	45 159.45	1.07	46 631.94	-2.12
<i>converti €</i>		<i>37 107.11</i>		<i>36 691.14</i>	<i>1.13</i>	<i>39 045.416</i>	<i>-4.96</i>
NASDAQ COMPOSITE - \$	29-mars-18	7 485.68	28-mars-18	7 348.83	1.86	7 256.87	3.15
<i>converti €</i>		<i>6 085.92</i>		<i>5 970.78</i>	<i>1.93</i>	<i>6 076.254</i>	<i>0.16</i>

### DEVISES / EUR

 USD	29-mars-18	1.23000	28-mars-18	1.23080	0.07	1.19430	-2.90
 JPY	29-mars-18	130.9100	28-mars-18	131.4900	0.44	134.8200	2.99
 CHF	29-mars-18	1.1764	28-mars-18	1.1776	0.10	1.1691	-0.62
 GBP	29-mars-18	0.8774	28-mars-18	0.8744	-0.35	0.8886	1.27