

## Evolution et comparaison avec leur benchmark des valeurs liquidatives

### OPC QUOTIDIENS

OPCVM	Code	Date	Cours Jour	Date	Cours Veille	Perf. En %	2017	
							Actif net	Actif veille
BENCHMARKS								
ODART ACTIONS FRANCAISES -P	FR0010475772	29-déc-17	318.17	28-déc-17	319.46	-0.40	289.91	9.75
ODART ACTIONS FRANCAISES -I	FR0010505438	29-déc-17	12 622.61	28-déc-17	12 673.58	-0.40	11 378.59	10.93
			<b>22 955 597.61</b>		<b>23 056 967.96</b>			
CAC 40			10 639.79		10 693.59	-0.50	9 526.48	11.69
CAC ALL TRADABLE			7 793.56		7 826.98	-0.43	6 875.84	13.35
SBF 120			7 894.03		7 929.11	-0.44	6 974.30	13.19
ODART OPPORT. FRANCE -P	FR0010166140	29-déc-17	589.77	28-déc-17	590.50	-0.12	503.47	17.14
ODART OPPORT. FRANCE -I	FR0010505453	29-déc-17	19 747.79	28-déc-17	19 771.64	-0.12	16 678.05	18.41
			<b>79 768 233.07</b>		<b>79 896 181.11</b>			
CAC MID 60			21 847.84		21 894.86	-0.21	17 606.85	24.09
ODART MIDCAP EUROPE -P	FR0010789214	29-déc-17	185.07	28-déc-17	185.57	-0.27	159.02	16.38
ODART MIDCAP EUROPE -I	FR0010792887	29-déc-17	20 133.28	28-déc-17	20 187.50	-0.27	17 115.22	17.63
			<b>16 499 479.47</b>		<b>16 556 409.56</b>		10270949.1	
DJ STOXX MID 200			904.47		905.23	-0.08	778.59	16.17
ODART EUROPE -P	FR0010418053	29-déc-17	288.84	28-déc-17	289.63	-0.27	274.69	5.15
ODART EUROPE -I	FR0010505446	29-déc-17	11 135.93	28-déc-17	11 165.94	-0.27	10 477.29	6.29
			<b>32 893 014.06</b>		<b>32 999 525.77</b>			
DJ STOXX 50			6 861.77		6 863.36	-0.02	6 295.23	9.00
DJ STOXX 600			793.07		793.80	-0.09	717.21	10.58
ODART INVESTISSEMENT	FR0010233932	29-déc-17	173.56	28-déc-17	174.09	-0.30	159.07	9.11
			<b>10 078 246.01</b>		<b>10 125 661.71</b>			
MSCI WORLD - EN EURO			252.796		254.684	-0.74	235.130	7.51
ODART MULTIGESTION	FR0010820365	29-déc-17	169.82	28-déc-17	170.21	-0.23	158.12	7.40
			<b>37 547 548.80</b>		<b>37 626 315.55</b>			
ODART COURT TERME	FR0010330282	29-déc-17	105.32	28-déc-17	105.31	0.01	105.33	-0.01
			<b>41 312 509.57</b>		<b>41 794 284.84</b>			
ODART OBLIG C	FR0010105882	29-déc-17	142.76	28-déc-17	142.79	-0.02	142.18	0.41
ODART OBLIG D	FR0010307843	29-déc-17	104.37	28-déc-17	104.39	-0.02	104.84	
			<b>45 028 447.34</b>		<b>45 046 865.00</b>			
FTSE MTS EUROZONE 3-5 ANS			201.6368		201.8360	-0.10	201.3623	0.14

### OPC HEBDOMADAIRE

ODART MILLESIMO 2017 -P	FR0011646520	29-déc-17	1 018.62	22-déc-17	1 023.69	-0.50	931.91	9.30
ODART MILLESIMO 2017 -I	FR0011646538	29-déc-17	10 560.58	22-déc-17	10 611.31	-0.48	9 575.26	10.29
			<b>21 775 079.32</b>		<b>22 087 822.84</b>			





### INDICES EUROPE

FTSE 100 - £		29-déc-17	6 519.85	28-déc-17	6 464.81	0.85	5 823.910	11.95
converti €			7 337.63		7 284.87	0.72	6 822.762	7.55
DAX 30		29-déc-17	12 917.640	28-déc-17	12 979.940	-0.48	11 481.060	12.51
MSCI EUROPE \$ en EURO		29-déc-17	216.450	28-déc-17	216.620	-0.08	196.340	10.24
SMI		29-déc-17	18 553.040	28-déc-17	18 600.360	-0.25	15 736.150	17.90
converti €			15 869.78		15 864.66	0.03	14 679.244	8.11

### INDICES MONDE

NIKKEI 225 - ¥		29-déc-17	35 413.760	28-déc-17	35 443.380	-0.08	29 187.340	21.33
converti €			262.674		263.031	-0.14	237.255	10.71
DJ INDUSTRIALS 30 - \$		29-déc-17	46 631.94	28-déc-17	46 855.10	-0.48	36 662.59	27.19
converti €			39 045.42		39 413.78	-0.93	34 759.507	12.33
NASDAQ COMPOSITE - \$		29-déc-17	7 256.87	28-déc-17	7 307.92	-0.70	5 456.64	32.99
converti €			6 076.25		6 147.31	-1.16	5 173.397	17.45

### DEVICES / EUR

 USD		29-déc-17	1.19430	28-déc-17	1.18880	-0.46	1.05475	-11.68
 JPY		29-déc-17	134.8200	28-déc-17	134.7500	-0.05	123.0208	-8.75
 CHF		29-déc-17	1.1691	28-déc-17	1.1724	0.29	1.0720	-8.30
 GBP		29-déc-17	0.8886	28-déc-17	0.8874	-0.13	0.8536	-3.93