

## Evolution et comparaison avec leur benchmark des valeurs liquidatives

### OPC QUOTIDIENS

OPCVM	Code	Date	Cours Jour	Date	Cours Veille	Perf. En %	2017	
							Actif net	Actif veille
BENCHMARKS								
ODART ACTIONS FRANCAISES -P	FR0010475772	30-nov-17	320.02	29-nov-17	320.18	-0.05	289.91	10.39
ODART ACTIONS FRANCAISES -I	FR0010505438	30-nov-17	12 685.03	29-nov-17	12 691.03	-0.05	11 378.59	11.48
			<b>23 186 546.96</b>		<b>23 196 605.15</b>			
CAC 40			10 744.67		10 795.20	-0.47	9 526.48	12.79
CAC ALL TRADABLE			7 840.18		7 862.13	-0.28	6 875.84	14.03
SBF 120			7 946.57		7 969.62	-0.29	6 974.30	13.94
ODART OPPORT. FRANCE -P	FR0010166140	30-nov-17	583.50	29-nov-17	581.14	0.41	503.47	15.90
ODART OPPORT. FRANCE -I	FR0010505453	30-nov-17	19 521.05	29-nov-17	19 441.62	0.41	16 678.05	17.05
			<b>79 671 990.45</b>		<b>79 345 894.37</b>			
CAC MID 60			21 707.12		21 607.23	0.46	17 606.85	23.29
ODART MIDCAP EUROPE -P	FR0010789214	30-nov-17	183.68	29-nov-17	183.31	0.20	159.02	15.51
ODART MIDCAP EUROPE -I	FR0010792887	30-nov-17	19 964.60	29-nov-17	19 924.71	0.20	17 115.22	16.65
			<b>16 298 813.36</b>		<b>16 266 675.23</b>		10270949.1	
DJ STOXX MID 200			894.98		893.31	0.19	778.59	14.95
ODART EUROPE -P	FR0010418053	30-nov-17	288.51	29-nov-17	289.00	-0.17	274.69	5.03
ODART EUROPE -I	FR0010505446	30-nov-17	11 113.65	29-nov-17	11 132.11	-0.17	10 477.29	6.07
			<b>33 079 313.05</b>		<b>33 138 898.52</b>			
DJ STOXX 50			6 811.49		6 854.79	-0.63	6 295.23	8.20
DJ STOXX 600			787.39		789.92	-0.32	717.21	9.79
ODART INVESTISSEMENT	FR0010233932	30-nov-17	173.19	29-nov-17	173.49	-0.17	159.07	8.88
			<b>10 082 546.18</b>		<b>10 091 490.49</b>			
MSCI WORLD - EN EURO			251.191		251.338	-0.06	235.130	6.83
ODART MULTIGESTION	FR0010820365	30-nov-17	168.99	29-nov-17	169.34	-0.21	158.12	6.87
			<b>37 624 685.25</b>		<b>37 704 127.89</b>			
ODART COURT TERME	FR0010330282	30-nov-17	105.41	29-nov-17	105.42	-0.01	105.33	0.08
			<b>41 827 770.36</b>		<b>41 996 626.18</b>			
ODART OBLIG C	FR0010105882	30-nov-17	143.24	29-nov-17	143.21	0.02	142.18	0.75
ODART OBLIG D	FR0010307843	30-nov-17	104.72	29-nov-17	104.69	0.03	104.84	
			<b>45 609 012.02</b>		<b>45 610 469.26</b>			
FTSE MTS EUROZONE 3-5 ANS			202.5146		202.4648	0.02	201.3623	0.57

### OPC HEBDOMADAIRE

ODART MILLESIMO 2017 -P	FR0011646520	24-nov-17	1 002.01	24-nov-17	1 002.01	0.00	931.91	7.52
ODART MILLESIMO 2017 -I	FR0011646538	24-nov-17	10 379.37	24-nov-17	10 379.37	0.00	9 575.26	8.40
			<b>21 798 098.76</b>		<b>21 798 098.76</b>			





### INDICES EUROPE

FTSE 100 - £		30-nov-17	6 207.69	29-nov-17	6 263.13	-0.89	5 823.910	6.59
converti €			7 026.41		7 055.70	-0.42	6 822.762	2.98
DAX 30		30-nov-17	13 023.980	29-nov-17	13 061.870	-0.29	11 481.060	13.44
MSCI EUROPE \$ en EURO		30-nov-17	214.750	29-nov-17	215.500	-0.35	196.340	9.38
SMI		30-nov-17	18 428.250	29-nov-17	18 399.880	0.15	15 736.150	17.11
converti €			15 798.31		15 787.93	0.07	14 679.244	7.62

### INDICES MONDE

NIKKEI 225 - ¥		30-nov-17	35 300.220	29-nov-17	35 101.760	0.57	29 187.340	20.94
converti €			266.216		265.922	0.11	237.255	12.21
DJ INDUSTRIALS 30 - \$		30-nov-17	45 762.94	29-nov-17	45 118.53	1.43	36 662.59	24.82
converti €			38 628.29		38 106.87	1.37	34 759.507	11.13
NASDAQ COMPOSITE - \$		30-nov-17	7 219.40	29-nov-17	7 157.66	0.86	5 456.64	32.30
converti €			6 093.86		6 045.32	0.80	5 173.397	17.79

### DEVICES / EUR

 USD		30-nov-17	1.18470	29-nov-17	1.18400	-0.06	1.05475	-10.97
 JPY		30-nov-17	132.6000	29-nov-17	132.0000	-0.45	123.0208	-7.22
 CHF		30-nov-17	1.1665	29-nov-17	1.1654	-0.09	1.0720	-8.10
 GBP		30-nov-17	0.8835	29-nov-17	0.8877	0.47	0.8536	-3.38